SEGMENT 1-2

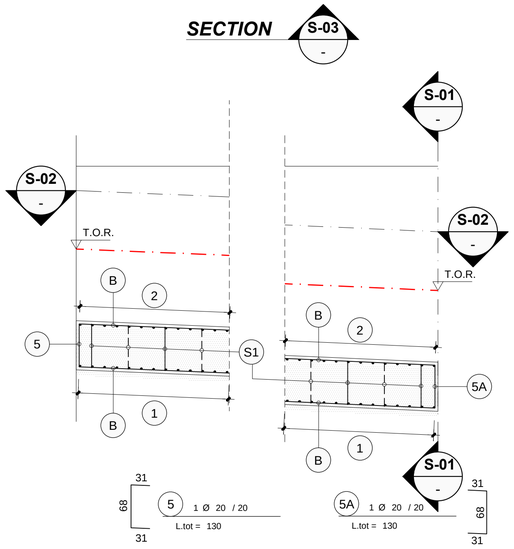

BARS LENGTH PER SEGMENT			
No.		Segment 1	Segment 2
3	Lmin.	196	288
	Lmax.	288	396
4	Lmin.	196	288
	Lmax.	288	396

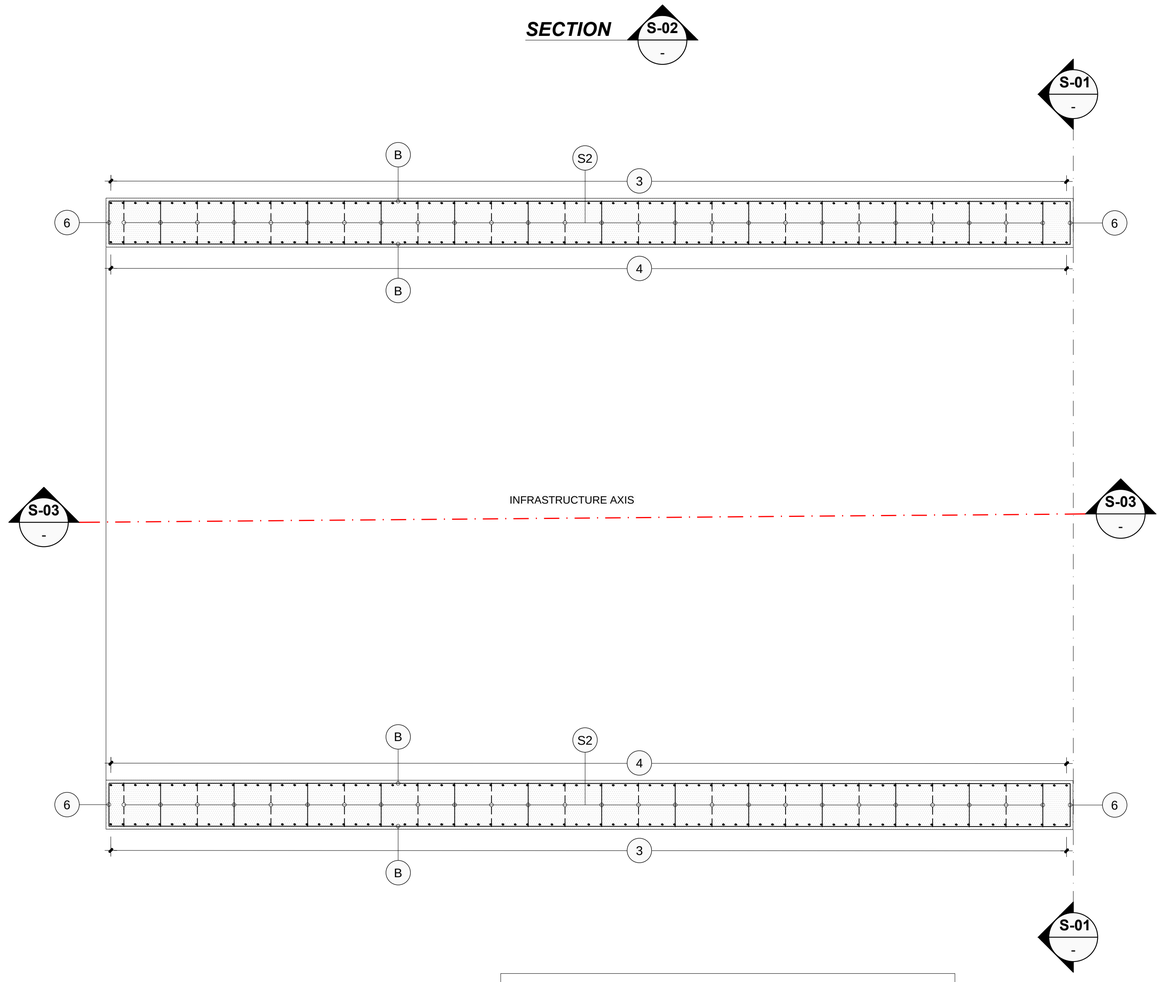

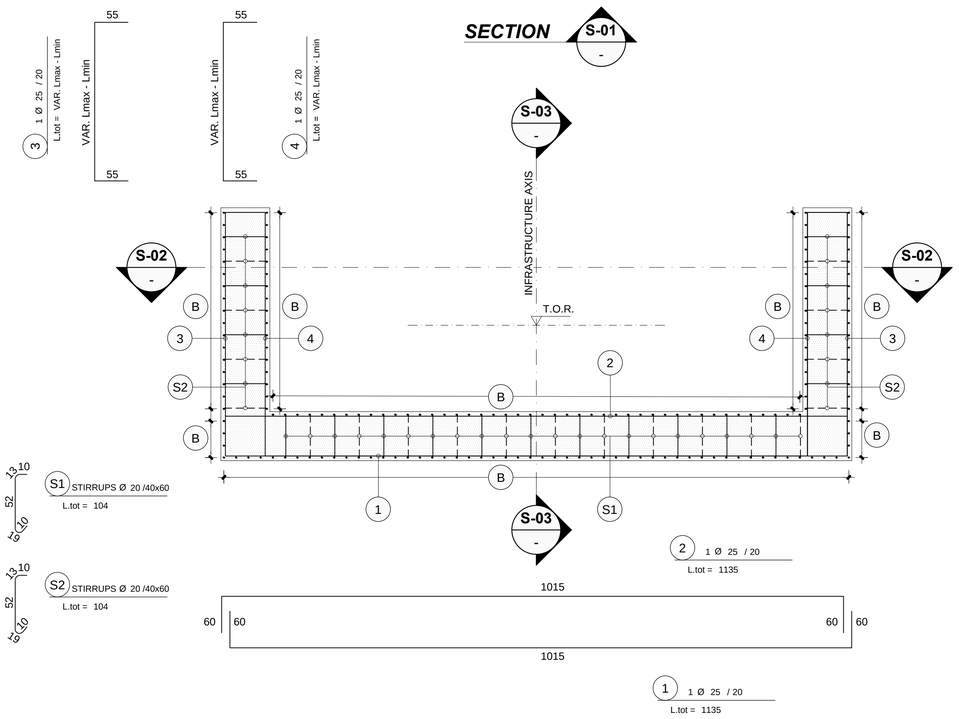

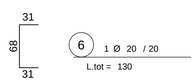

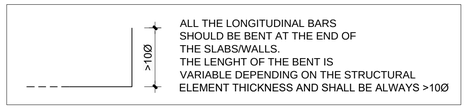

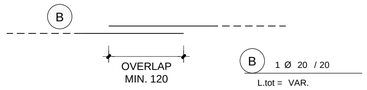

KEY PLAN

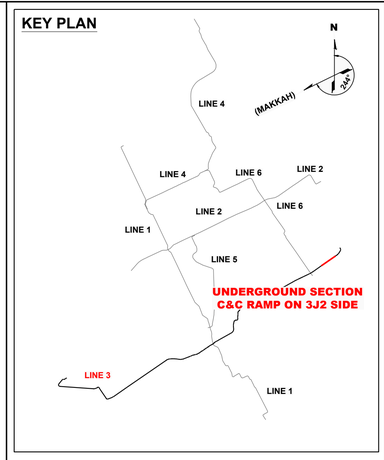

NOTES:

1. DIMENSIONS IN CENTIMETERS
2. REINFORCEMENT BAR NUMBERING IS RELATED TO EACH SEGMENT
3. SECTION NUMBERING IS RELATED TO EACH SEGMENT

REV.	DATE	DESCRIPTION	APP.
P1	01.04.2016	INTRA AND INTER-DISCIPLINARY CHECKS (IDC)	R.R.L.

PROJECT

RIYADH METRO PROJECT

PACKAGE 2

LINE 3

ARRIYADH NEW MOBILITY

ORIGINATOR	CHECK	REVIEW	APPROVAL
M.G.N.	P.P.M.	R.R.L.	

DATE: APRIL 2016

SCALES: A1= 1/50, A3= 1/100 — ORIGINAL SIZE A1 — 0 1.25 2.5m

DRAWING

UNDERGROUND SECTION
90% DETAILED DESIGN
CUT AND COVER RAMP ON 3J2 SIDE
PERMANENT WORKS
CROSS SECTION - REINFORCEMENT

ANM DRAWING NUMBER	REVISION	SHEET
M-ANM-3J1TU2-CTCC-EDR-200034	P1	1 of 24

ALTERNATE DOCUMENT NUMBER	REVISION	SHEET
M-ANM-3J1TU2-CTCC-EDR-200034	P1	1 of 24

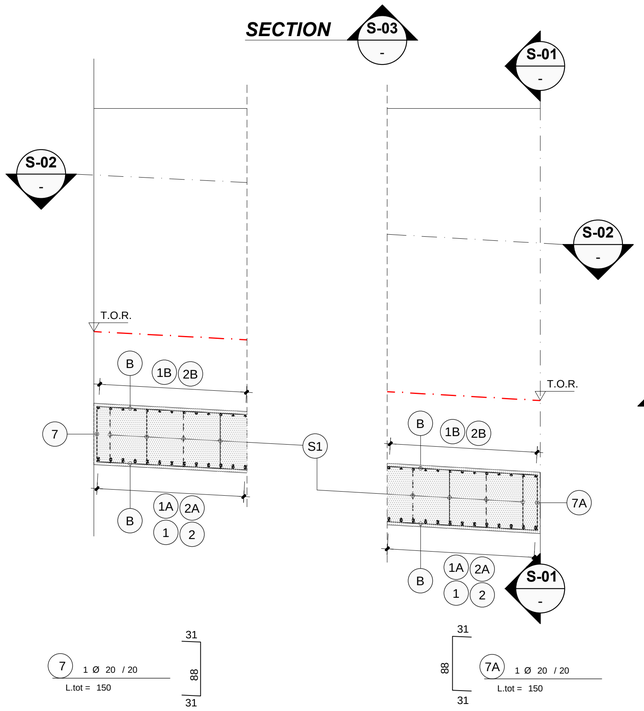

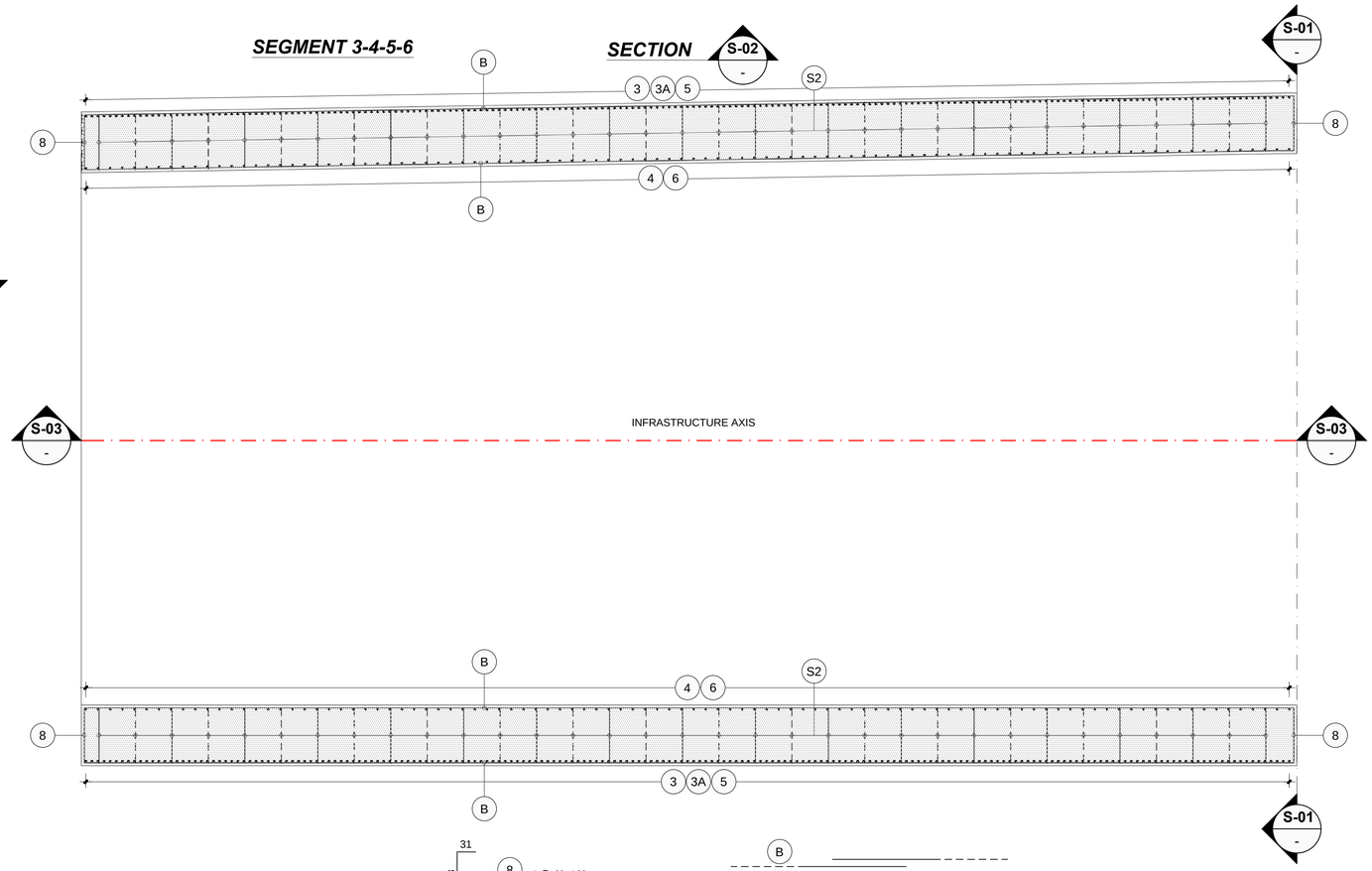

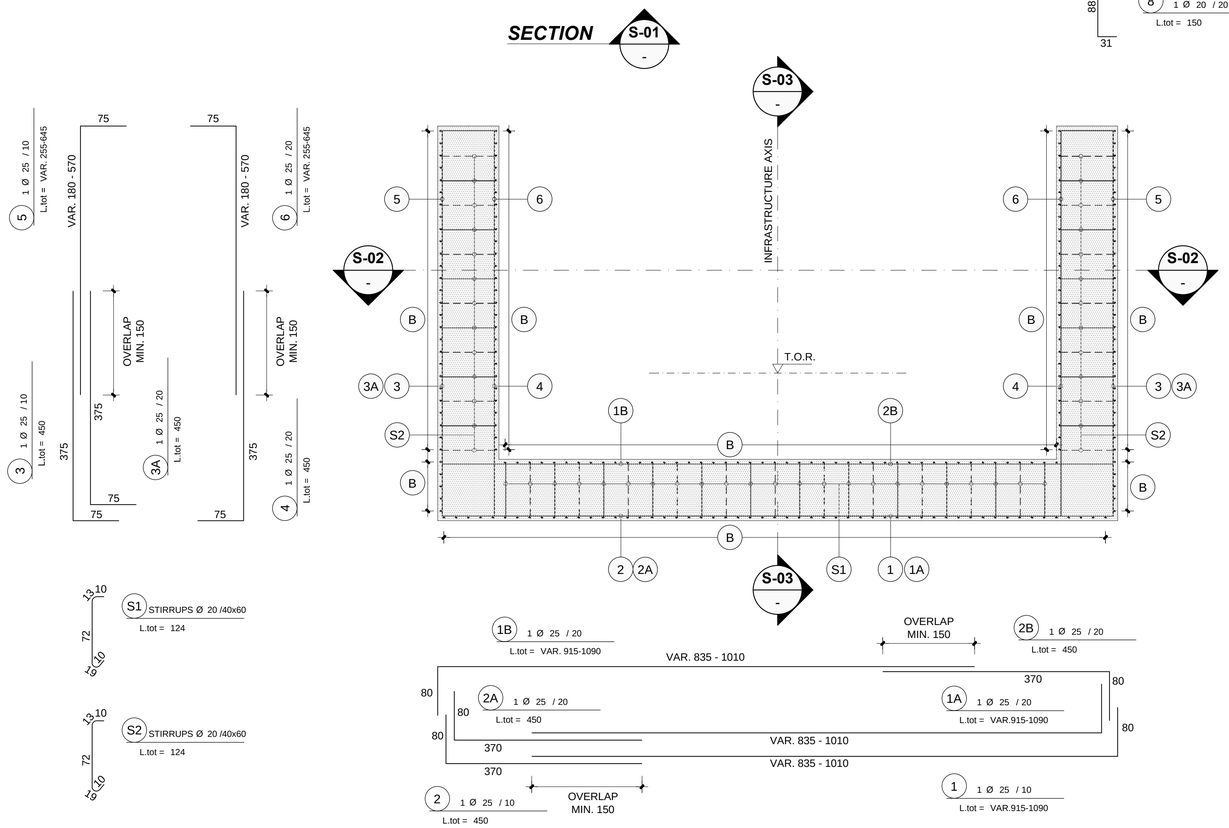

ALL THE LONGITUDINAL BARS SHOULD BE BENT AT THE END OF THE SLABS/WALLS. THE LENGHT OF THE BENT IS VARIABLE DEPENDING ON THE STRUCTURAL ELEMENT THICKNESS AND SHALL BE ALWAYS >10Ø

>10Ø

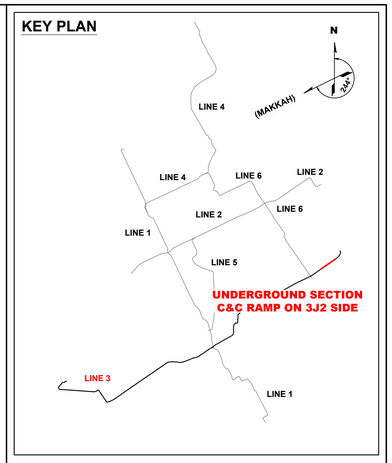

NOTES:

1. DIMENSIONS IN CENTIMETERS
2. REINFORCEMENT BAR NUMBERING IS RELATED TO EACH SEGMENT
3. SECTION NUMBERING IS RELATED TO EACH SEGMENT

REV.	DATE	DESCRIPTION	APP.
P1	01.04.2016	INTRA AND INTER-DISCIPLINARY CHECKS (IDC)	R.R.L.

PROJECT

RIYADH METRO PROJECT

PACKAGE 2

LINE 3

ARRIYADH NEW MOBILITY

ORIGINATOR	CHECK	REVIEW	APPROVAL
M.G.N.	P.P.M.	R.R.L.	

DATE: APRIL 2016

SCALES: A1= 1/50, A3= 1/100 — ORIGINAL SIZE A1 — 0 1.25 2.5m

DRAWING

UNDERGROUND SECTION
90% DETAILED DESIGN
CUT AND COVER RAMP ON 3J2 SIDE
PERMANENT WORKS
CROSS SECTION - REINFORCEMENT

ANM DRAWING NUMBER	REVISION	SHEET
M-ANM-3J1TU2-CTCC-EDR-200034	P1	1 of 24

ALTERNATE DOCUMENT NUMBER	REVISION	SHEET
M-ANM-3J1TU2-CTCC-EDR-200034	P1	1 of 24

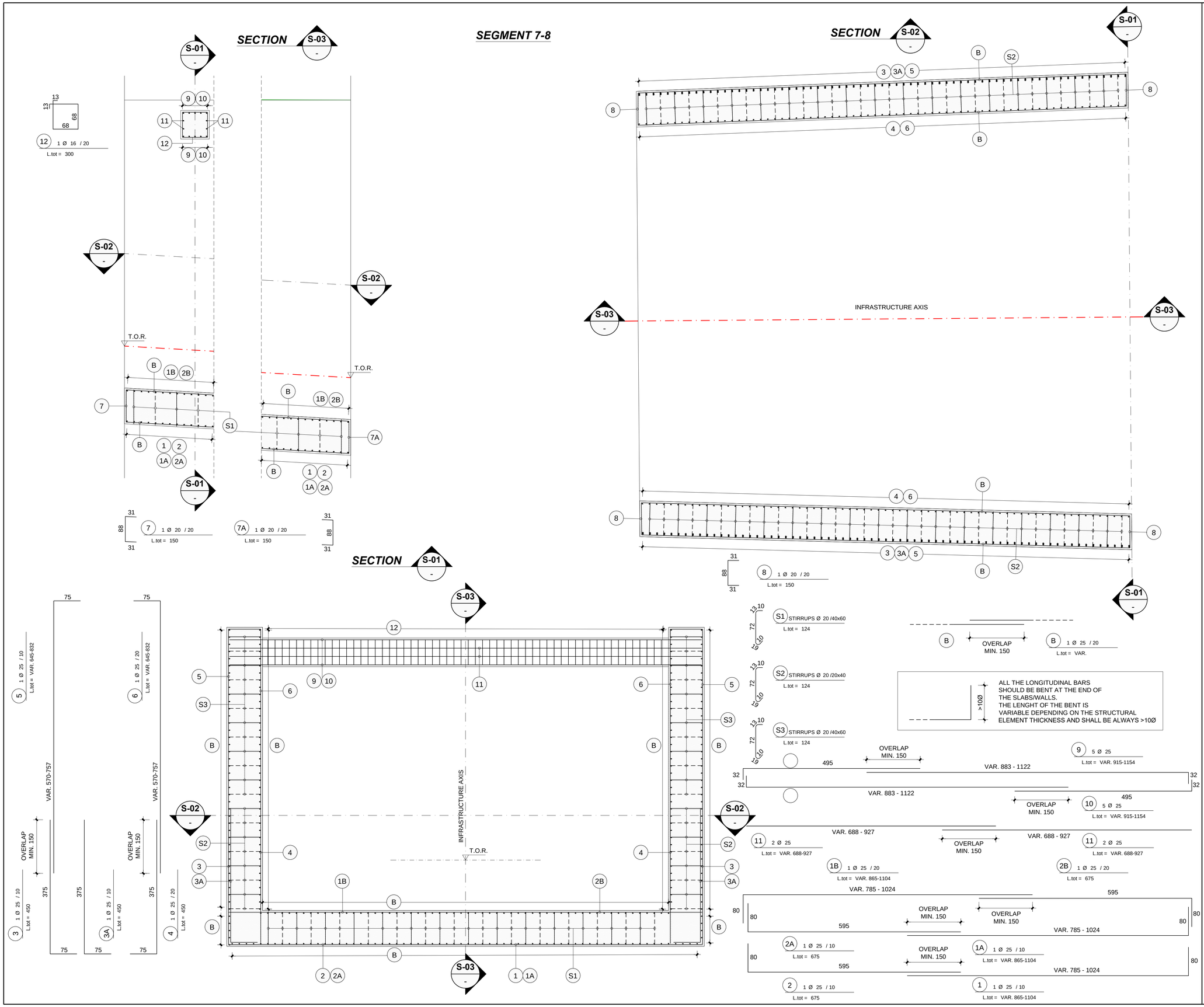

NOTES:

1. DIMENSIONS IN CENTIMETERS
2. REINFORCEMENT BAR NUMBERING IS RELATED TO EACH SEGMENT
3. SECTION NUMBERING IS RELATED TO EACH SEGMENT

REV.	DATE	DESCRIPTION	APP.
P1	01.04.2016	INTRA AND INTER-DISCIPLINARY CHECKS (IDC)	R.R.L.

PROJECT

RIYADH METRO PROJECT

PACKAGE 2

LINE 3

ARRIYADH NEW MOBILITY

ORIGINATOR	CHECK	REVIEW	APPROVAL
M.G.N.	P.P.M.	R.R.L.	

DATE: APRIL 2016

SCALES: A1= 1/50, A3= 1/100 — 0 1.25 2.5m

ORIGINAL SIZE A1

DRAWING

UNDERGROUND SECTION
90% DETAILED DESIGN
CUT AND COVER RAMP ON 3J2 SIDE
PERMANENT WORKS
CROSS SECTION - REINFORCEMENT

ANM DRAWING NUMBER	REVISION	SHEET
M-ANM-3J1TU2-CTCC-EDR-200034	P1	3 of 24

ALTERNATE DOCUMENT NUMBER	REVISION	SHEET
M-ANM-3J1TU2-CTCC-EDR-200034	P1	3 of 24

SEGMENT 9

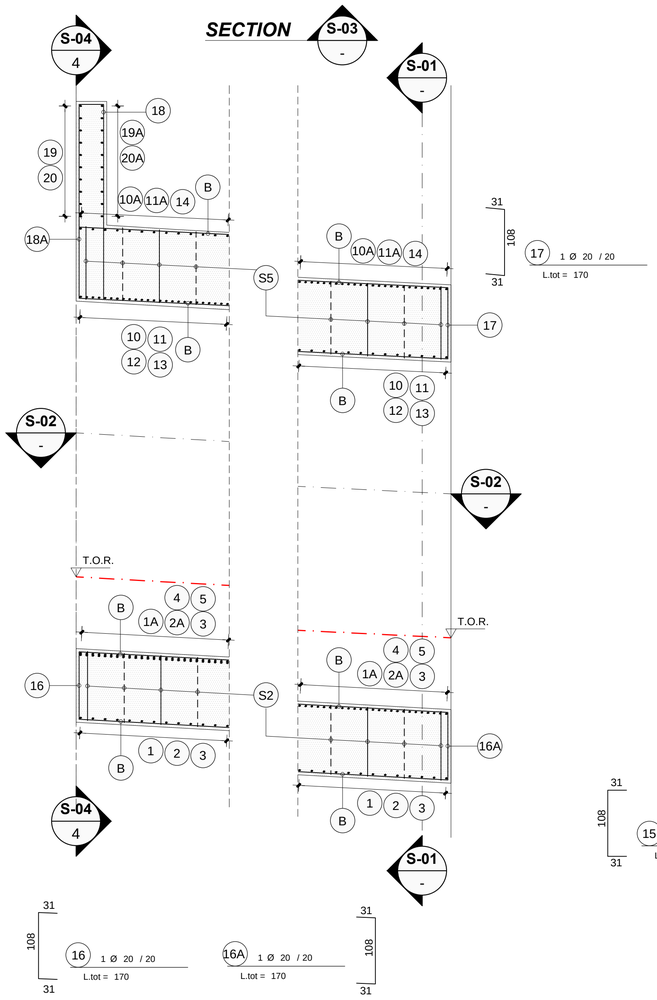



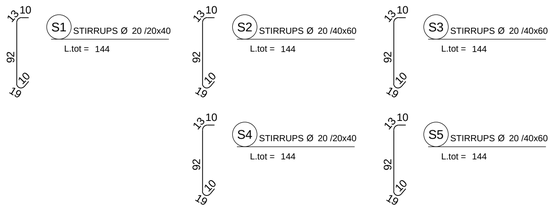

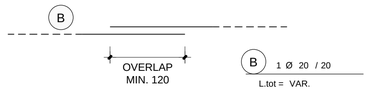

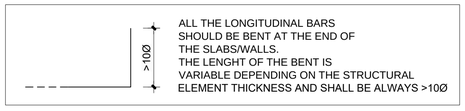

KEY PLAN

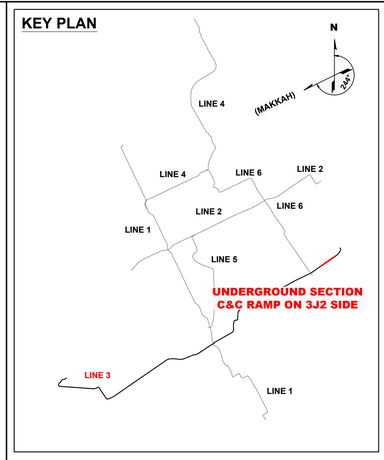

NOTES:

1. DIMENSIONS IN CENTIMETERS
2. REINFORCEMENT BAR NUMBERING IS RELATED TO EACH SEGMENT
3. SECTION NUMBERING IS RELATED TO EACH SEGMENT

REV.	DATE	DESCRIPTION	APP.
P1	01.04.2016	INTRA AND INTER-DISCIPLINARY CHECKS (IDC)	R.R.L.

PROJECT

RIYADH METRO PROJECT

PACKAGE 2

LINE 3

ARRIYADH NEW MOBILITY

ORIGINATOR	CHECK	REVIEW	APPROVAL
M.G.N.	P.P.M.	R.R.L.	

DATE: APRIL 2016

SCALES: A1= 1/50, A3= 1/100 — ORIGINAL SIZE A1 — 0 1.25 2.5m

DRAWING

UNDERGROUND SECTION
90% DETAILED DESIGN
CUT AND COVER RAMP ON 3J2 SIDE
PERMANENT WORKS
CROSS SECTION - REINFORCEMENT

ANM DRAWING NUMBER	REVISION	SHEET
M-ANM-3J1TU2-CTCC-EDR-200034	P1	4 of 24

ALTERNATE DOCUMENT NUMBER	REVISION	SHEET
M-ANM-3J1TU2-CTCC-EDR-200034	P1	4 of 24

SEGMENT 9

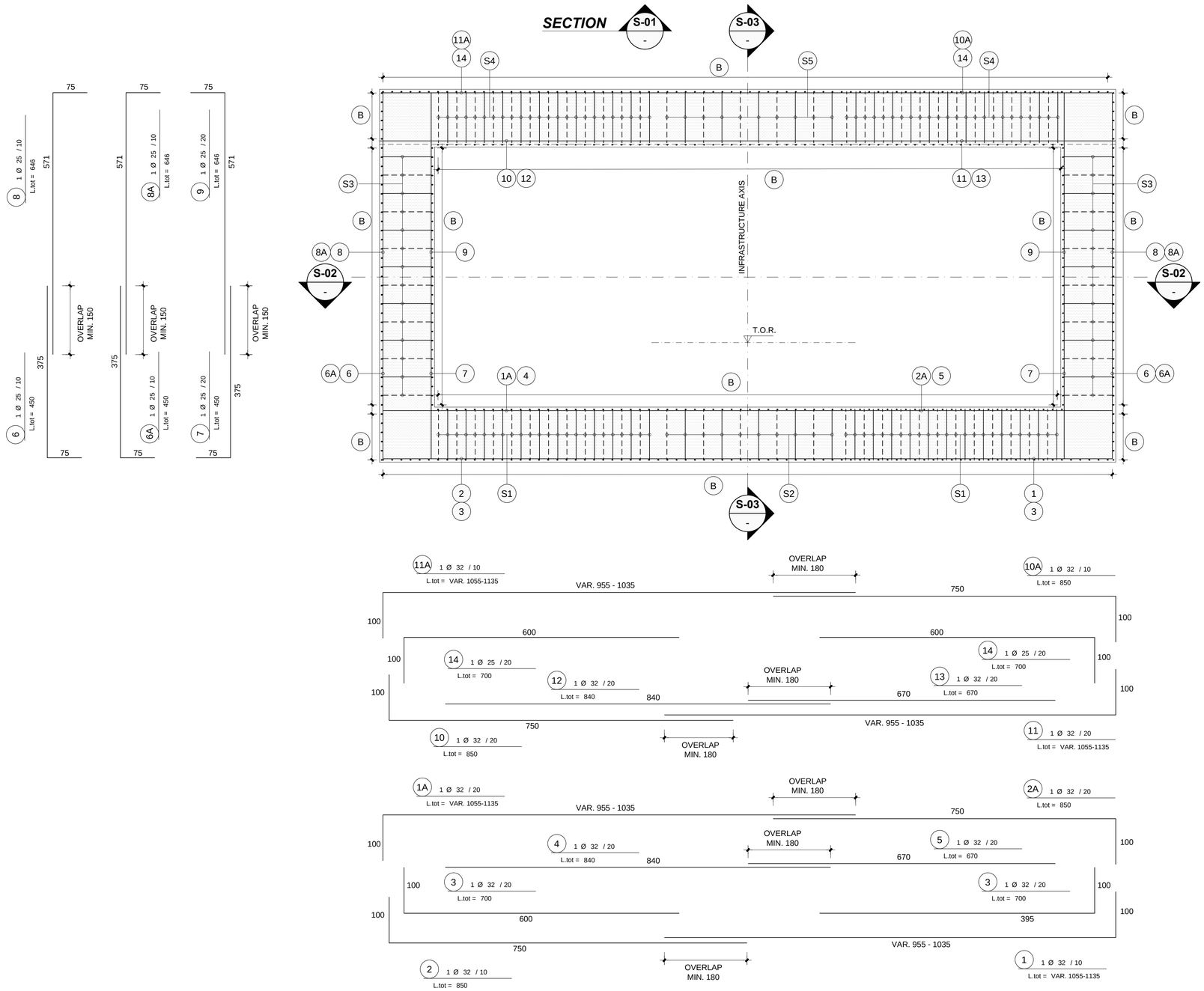

KEY PLAN

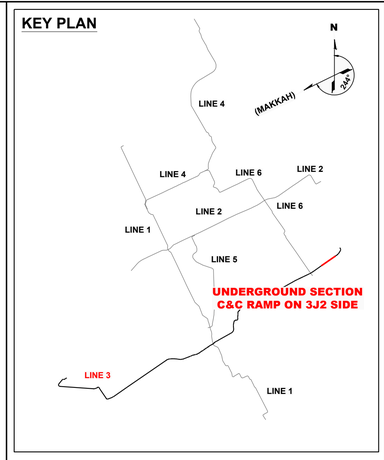

NOTES:

1. DIMENSIONS IN CENTIMETERS
2. REINFORCEMENT BAR NUMBERING IS RELATED TO EACH SEGMENT
3. SECTION NUMBERING IS RELATED TO EACH SEGMENT

REV.	DATE	DESCRIPTION	APP.
P1	01.04.2016	INTRA AND INTER-DISCIPLINARY CHECKS (IDC)	R.R.L.

PROJECT

RIYADH METRO PROJECT

PACKAGE 2

LINE 3

ARRIYADH NEW MOBILITY

ORIGINATOR	CHECK	REVIEW	APPROVAL
M.G.N.	P.P.M.	R.R.L.	

DATE: APRIL 2016

SCALES: A1= 1/50, A3= 1/100 — ORIGINAL SIZE A1 — 0 1.25 2.5m

DRAWING

UNDERGROUND SECTION
90% DETAILED DESIGN
CUT AND COVER RAMP ON 3J2 SIDE
PERMANENT WORKS
CROSS SECTION - REINFORCEMENT

ANM DRAWING NUMBER	REVISION	SHEET
M-ANM-3J1TU2-CTCC-EDR-200034	P1	5 of 24

ALTERNATE DOCUMENT NUMBER	REVISION	SHEET
M-ANM-3J1TU2-CTCC-EDR-200034	P1	5 of 24

SEGMENT 9

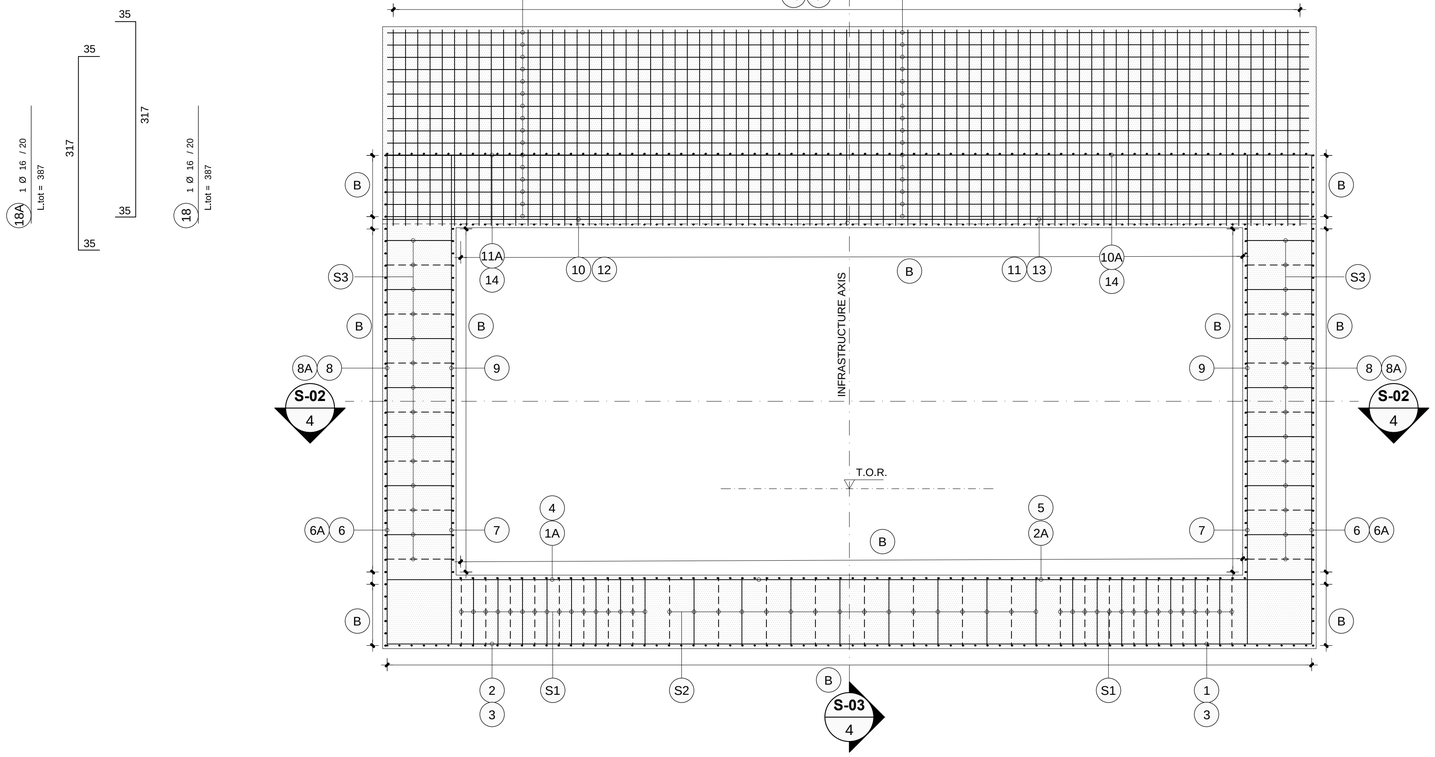

KEY PLAN

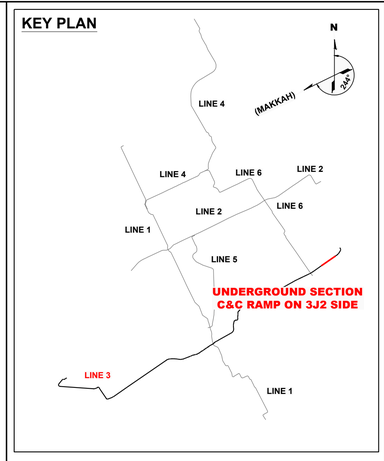

NOTES:

1. DIMENSIONS IN CENTIMETERS
2. REINFORCEMENT BAR NUMBERING IS RELATED TO EACH SEGMENT
3. SECTION NUMBERING IS RELATED TO EACH SEGMENT

REV.	DATE	DESCRIPTION	APP.
P1	01.04.2016	INTRA AND INTER-DISCIPLINARY CHECKS (IDC)	R.R.L.

PROJECT

RIYADH METRO PROJECT

PACKAGE 2

LINE 3

ARRIYADH NEW MOBILITY

ORIGINATOR	CHECK	REVIEW	APPROVAL
M.G.N.	P.P.M.	R.R.L.	

DATE: APRIL 2016

SCALES: A1= 1/50, A3= 1/100 — ORIGINAL SIZE A1

0 1.25 2.5m

DRAWING

UNDERGROUND SECTION
90% DETAILED DESIGN
CUT AND COVER RAMP ON 3J2 SIDE
PERMANENT WORKS
CROSS SECTION - REINFORCEMENT

ANM DRAWING NUMBER	REVISION	SHEET
M-ANM-3J1TU2-CTCC-EDR-200034	P1	6 of 24

ALTERNATE DOCUMENT NUMBER	REVISION	SHEET
M-ANM-3J1TU2-CTCC-EDR-200034	P1	6 of 24

SEGMENT 10

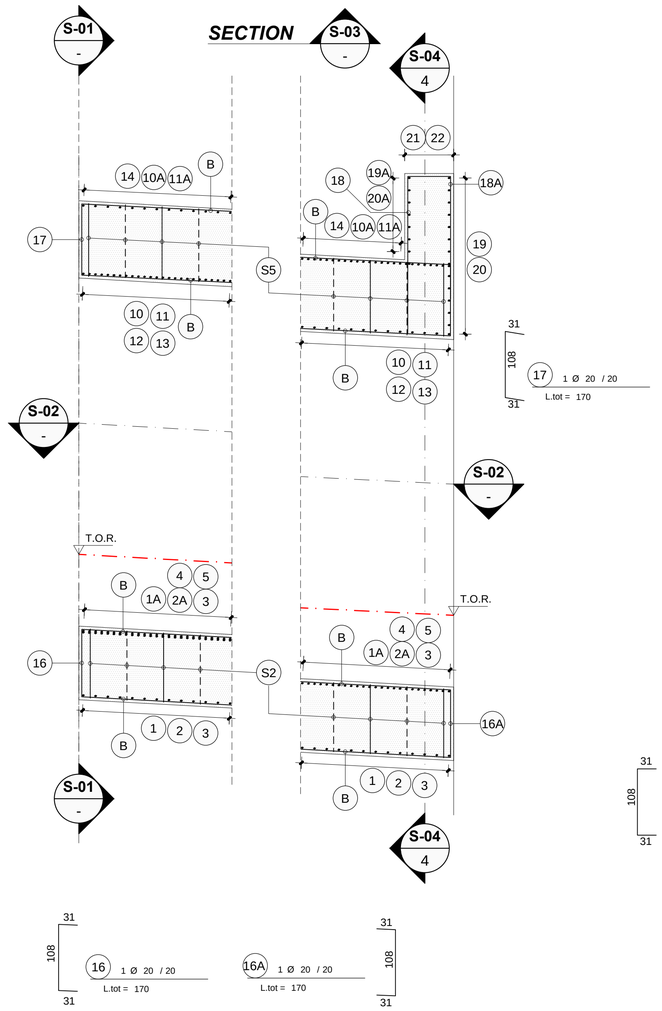

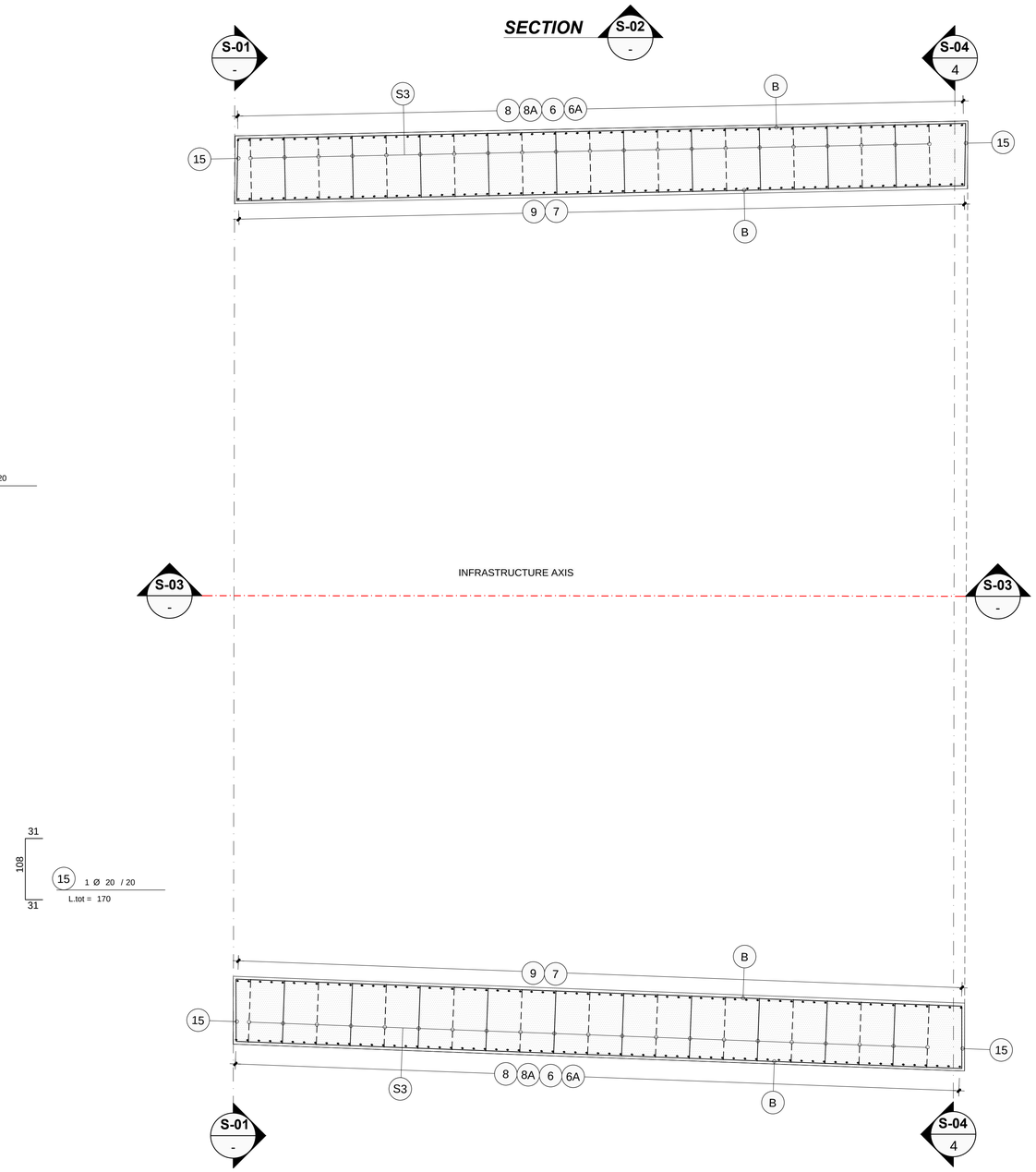

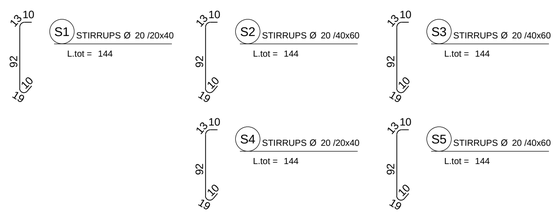

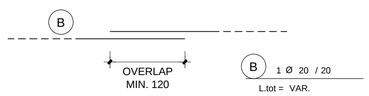

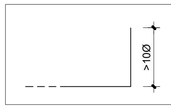

ALL THE LONGITUDINAL BARS SHOULD BE BENT AT THE END OF THE SLABS/WALLS. THE LENGHT OF THE BENT IS VARIABLE DEPENDING ON THE STRUCTURAL ELEMENT THICKNESS AND SHALL BE ALWAYS >10Ø

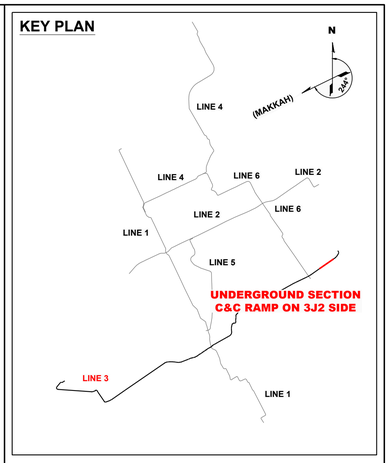

NOTES:

1. DIMENSIONS IN CENTIMETERS
2. REINFORCEMENT BAR NUMBERING IS RELATED TO EACH SEGMENT
3. SECTION NUMBERING IS RELATED TO EACH SEGMENT

REV.	DATE	DESCRIPTION	APP.
P1	01.04.2016	INTRA AND INTER-DISCIPLINARY CHECKS (IDC)	R.R.L.

PROJECT

RIYADH METRO PROJECT

PACKAGE 2

LINE 3

ARRIYADH NEW MOBILITY

ORIGINATOR	CHECK	REVIEW	APPROVAL
M.G.N.	P.P.M.	R.R.L.	

DATE: APRIL 2016

SCALES: A1= 1/50, A3= 1/100 — ORIGINAL SIZE A1

0 1.25 2.5m

DRAWING

UNDERGROUND SECTION
90% DETAILED DESIGN
CUT AND COVER RAMP ON 3J2 SIDE
PERMANENT WORKS
CROSS SECTION - REINFORCEMENT

ANM DRAWING NUMBER	REVISION	SHEET
M-ANM-3J1TU2-CTCC-EDR-200034	P1	7 of 24

ALTERNATE DOCUMENT NUMBER	REVISION	SHEET
M-ANM-3J1TU2-CTCC-EDR-200034	P1	7 of 24

SEGMENT 10

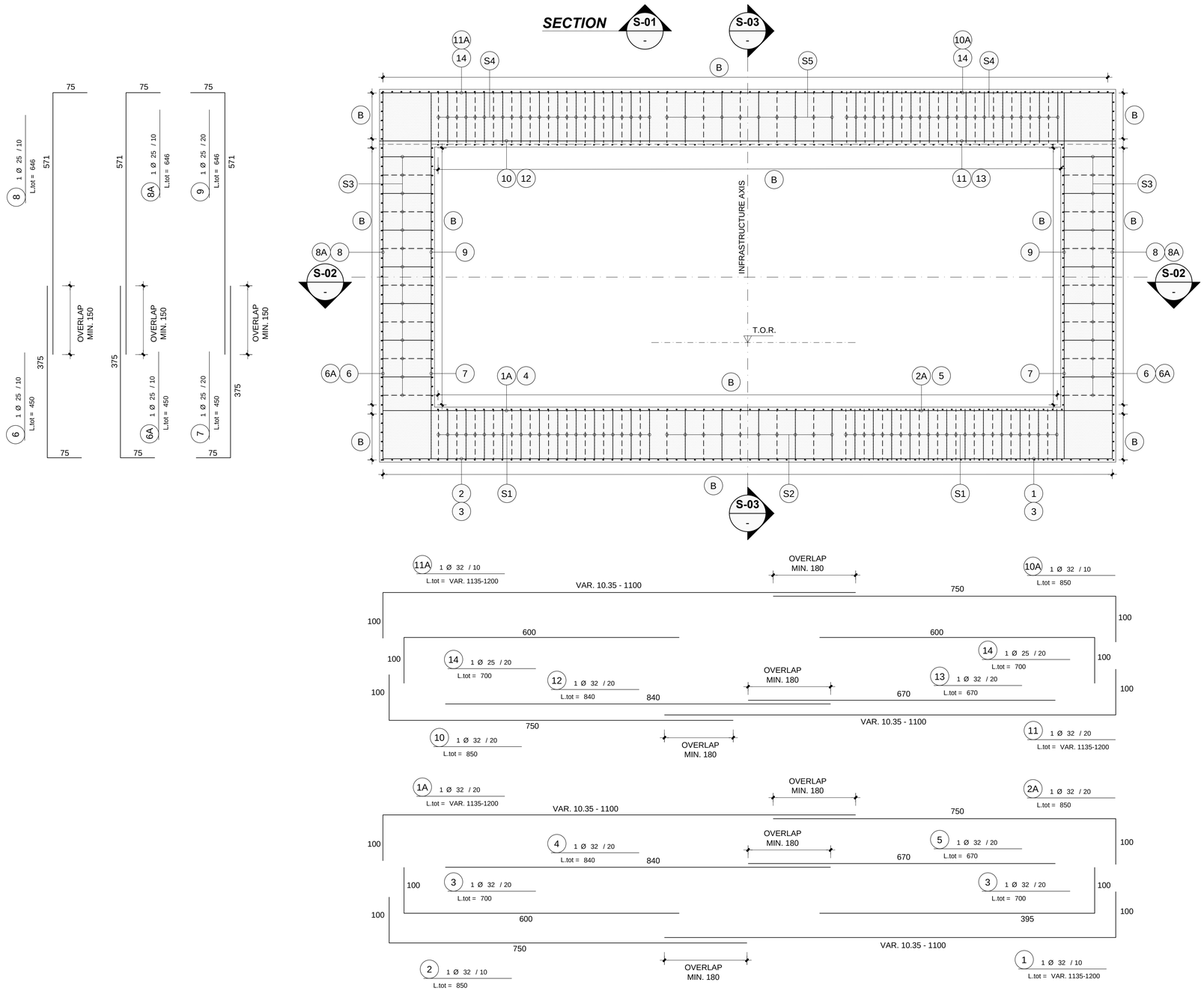

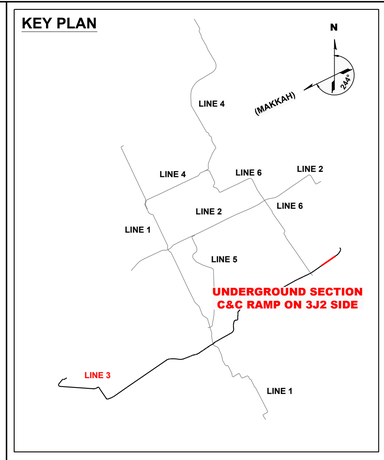

NOTES:

1. DIMENSIONS IN CENTIMETERS
2. REINFORCEMENT BAR NUMBERING IS RELATED TO EACH SEGMENT
3. SECTION NUMBERING IS RELATED TO EACH SEGMENT

REV.	DATE	DESCRIPTION	APP.
P1	01.04.2016	INTRA AND INTER-DISCIPLINARY CHECKS (IDC)	R.R.L.

PROJECT

RIYADH METRO PROJECT

PACKAGE 2

LINE 3

ARRIYADH NEW MOBILITY

ORIGINATOR	CHECK	REVIEW	APPROVAL
M.G.N.	P.P.M.	R.R.L.	

DATE: APRIL 2016

SCALES: A1= 1/50, A3= 1/100 — ORIGINAL SIZE A1 — 0 1.25 2.5m

DRAWING

UNDERGROUND SECTION
90% DETAILED DESIGN
CUT AND COVER RAMP ON 3J2 SIDE
PERMANENT WORKS
CROSS SECTION - REINFORCEMENT

ANM DRAWING NUMBER	REVISION	SHEET
M-ANM-3J1TU2-CTCC-EDR-200034	P1	8 of 24

ALTERNATE DOCUMENT NUMBER	REVISION	SHEET
M-ANM-3J1TU2-CTCC-EDR-200034	P1	8 of 24

SEGMENT 10

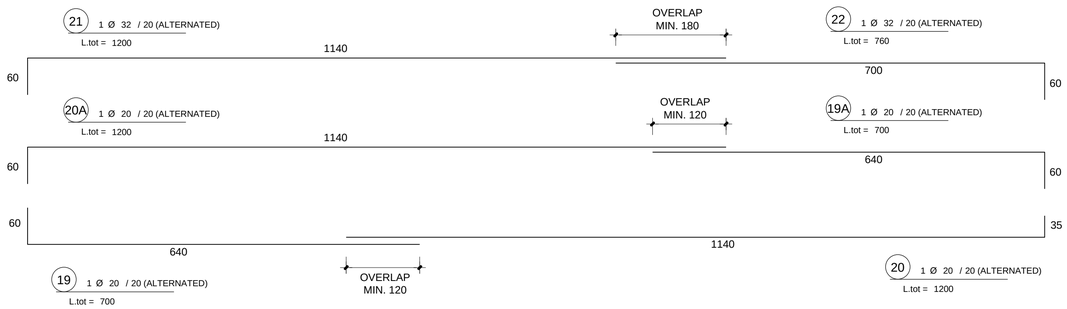

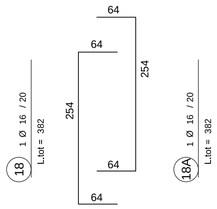

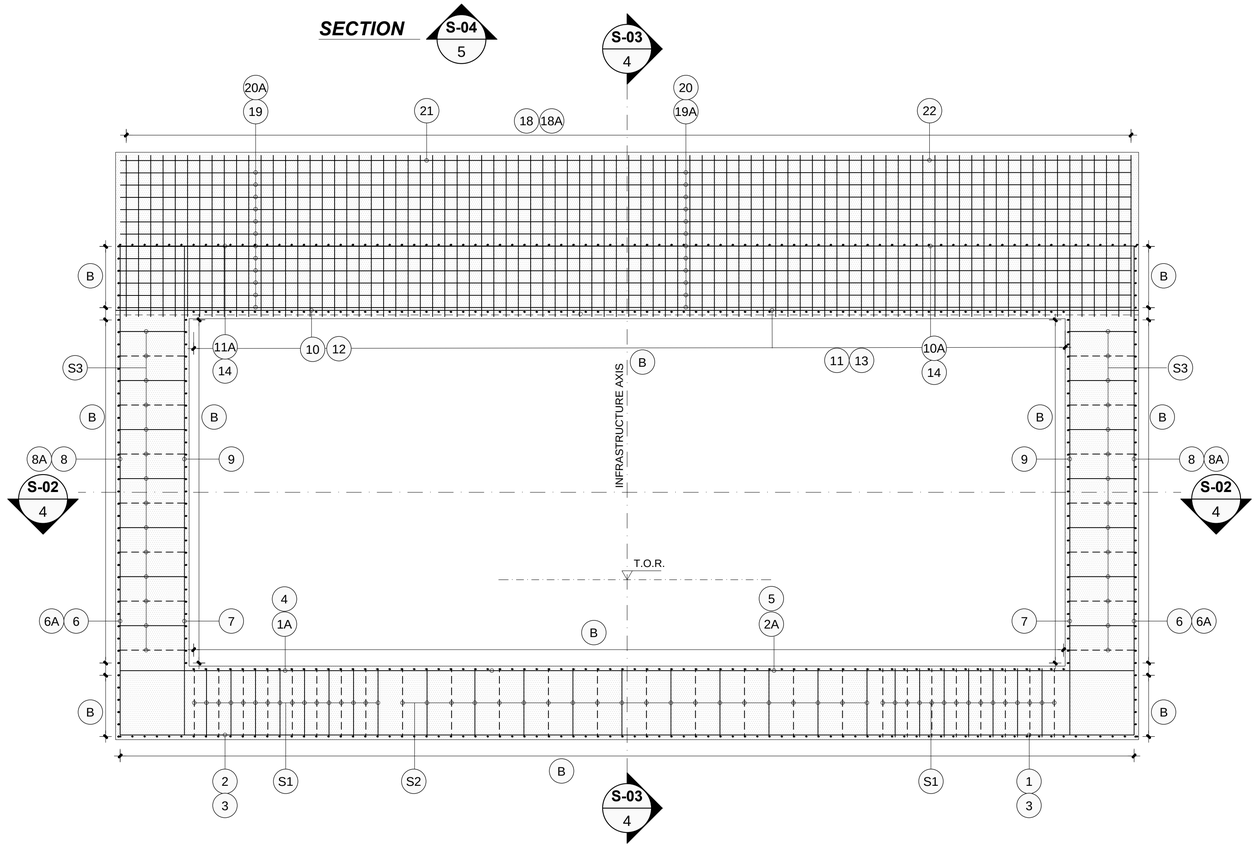

KEY PLAN

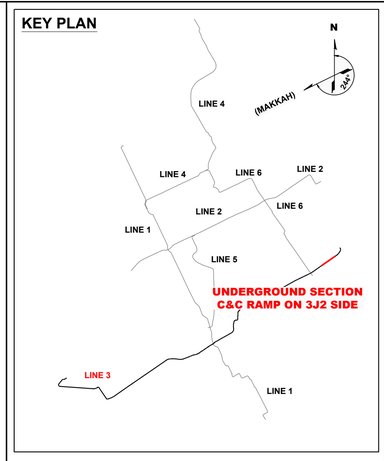

NOTES:

1. DIMENSIONS IN CENTIMETERS
2. REINFORCEMENT BAR NUMBERING IS RELATED TO EACH SEGMENT
3. SECTION NUMBERING IS RELATED TO EACH SEGMENT

REV.	DATE	DESCRIPTION	APP.
P1	01.04.2016	INTRA AND INTER-DISCIPLINARY CHECKS (IDC)	R.R.L.

PROJECT

RIYADH METRO PROJECT

PACKAGE 2

LINE 3

ARRIYADH NEW MOBILITY

ORIGINATOR	CHECK	REVIEW	APPROVAL
M.G.N.	P.P.M.	R.R.L.	

DATE: APRIL 2016

SCALES: A1= 1/50, A3= 1/100 — ORIGINAL SIZE A1 — 0 1.25 2.5m

DRAWING

UNDERGROUND SECTION
90% DETAILED DESIGN
CUT AND COVER RAMP ON 3J2 SIDE
PERMANENT WORKS
CROSS SECTION - REINFORCEMENT

ANM DRAWING NUMBER	REVISION	SHEET
M-ANM-3J1TU2-CTCC-EDR-200034	P1	9 of 24

ALTERNATE DOCUMENT NUMBER	REVISION	SHEET
M-ANM-3J1TU2-CTCC-EDR-200034	P1	9 of 24

SEGMENT 11-12-13-14-15-16-17-18

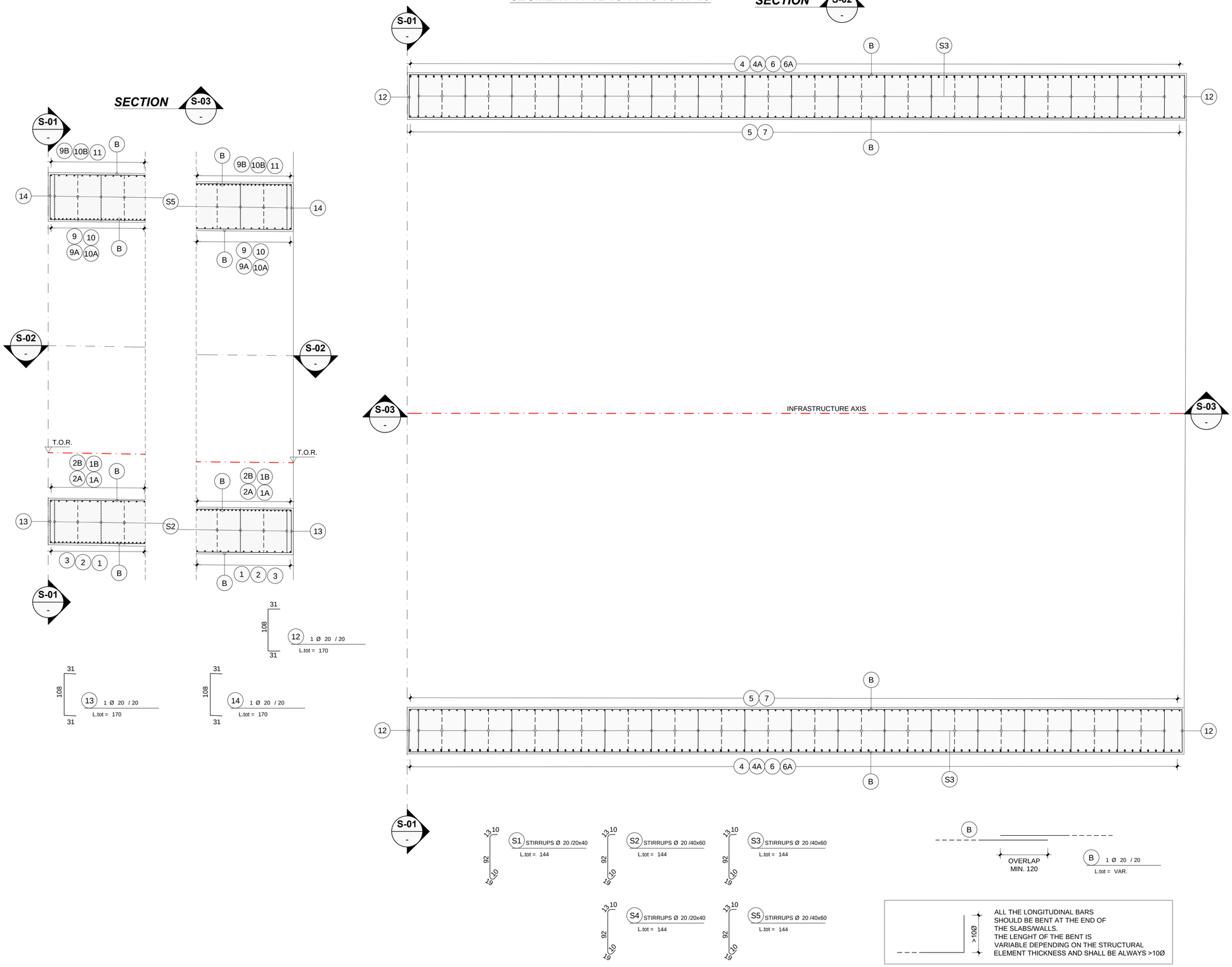

ALL THE LONGITUDINAL BARS SHOULD BE BENT AT THE END OF THE SLABS/WALLS.
THE LENGHT OF THE BENT IS VARIABLE DEPENDING ON THE STRUCTURAL ELEMENT THICKNESS AND SHALL BE ALWAYS >10Ø

KEY PLAN

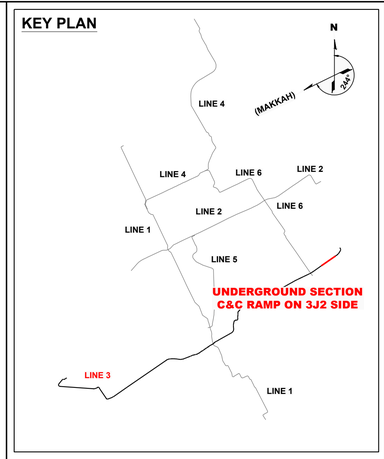

NOTES:

1. DIMENSIONS IN CENTIMETERS
2. REINFORCEMENT BAR NUMBERING IS RELATED TO EACH SEGMENT
3. SECTION NUMBERING IS RELATED TO EACH SEGMENT

REV.	DATE	DESCRIPTION	APP.
P1	01.04.2016	INTRA AND INTER-DISCIPLINARY CHECKS (IDC)	R.R.L.

PROJECT

RIYADH METRO PROJECT
PACKAGE 2
LINE 3

ARRIYADH NEW MOBILITY

ORIGINATOR	CHECK	REVIEW	APPROVAL
M.G.N.	P.P.M.	R.R.L.	

DATE: APRIL 2016

SCALES: A1= 1/50, A3= 1/100 — ORIGINAL SIZE A1 — 0 1.25 2.5m

DRAWING

UNDERGROUND SECTION
90% DETAILED DESIGN
CUT AND COVER RAMP ON 3J2 SIDE
PERMANENT WORKS
CROSS SECTION - REINFORCEMENT

ANM DRAWING NUMBER	REVISION	SHEET
M-ANM-3J1TU2-CTCC-EDR-200034	P1	10 of 24

ALTERNATE DOCUMENT NUMBER	REVISION	SHEET
M-ANM-3J1TU2-CTCC-EDR-200034	P1	10 of 24

SEGMENT 11-12-13-14-15-16-17-18

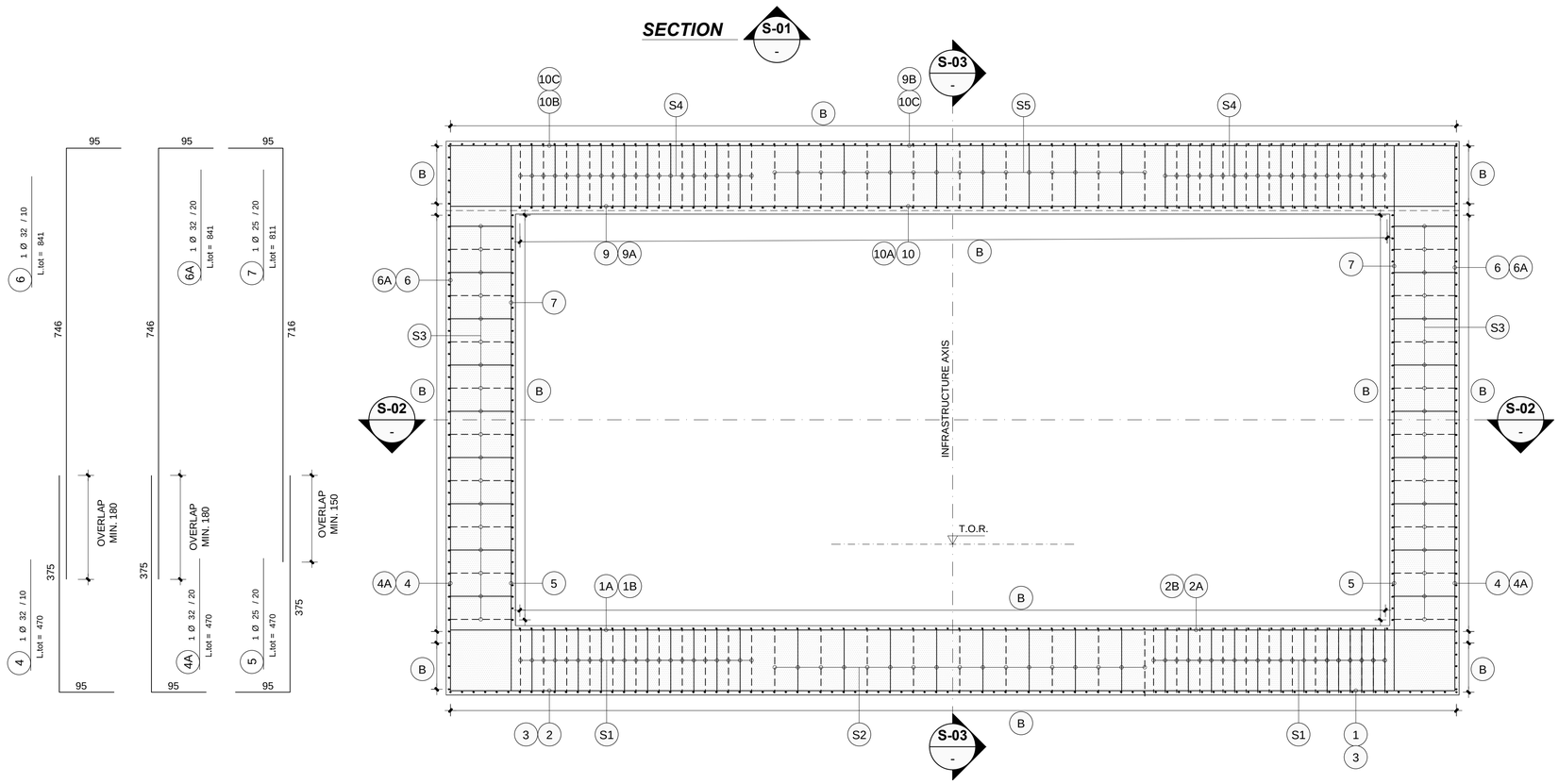

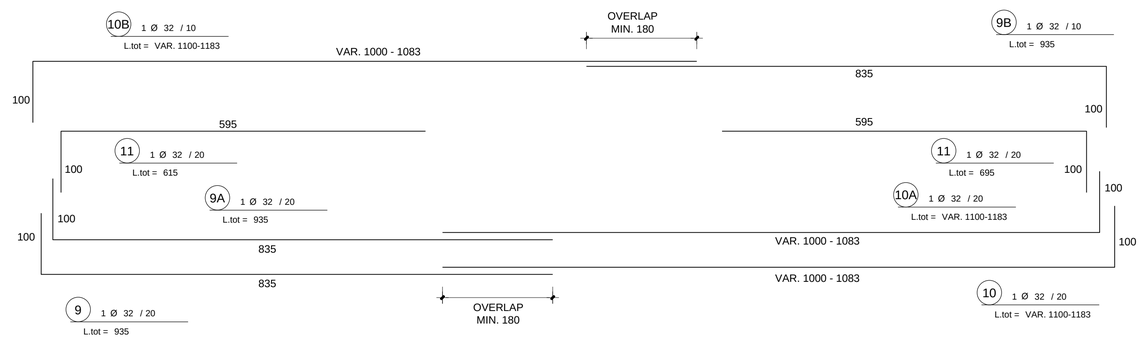

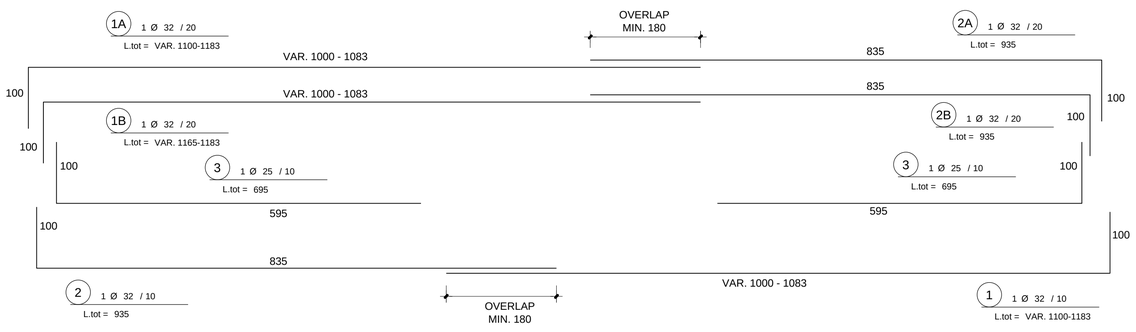

KEY PLAN

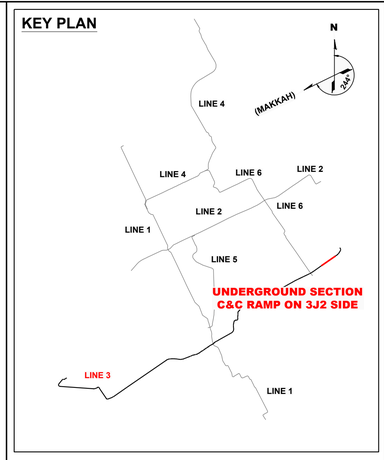

NOTES:

1. DIMENSIONS IN CENTIMETERS
2. REINFORCEMENT BAR NUMBERING IS RELATED TO EACH SEGMENT
3. SECTION NUMBERING IS RELATED TO EACH SEGMENT

REV.	DATE	DESCRIPTION	APP.
P1	01.04.2016	INTRA AND INTER-DISCIPLINARY CHECKS (IDC)	R.R.L.

PROJECT

RIYADH METRO PROJECT

PACKAGE 2

LINE 3

ARRIYADH NEW MOBILITY

ORIGINATOR	CHECK	REVIEW	APPROVAL
M.G.N.	P.P.M.	R.R.L.	

DATE: APRIL 2016

SCALES: A1= 1/50, A3= 1/100 — 0 1.25 2.5m

ORIGINAL SIZE A1

DRAWING

UNDERGROUND SECTION
90% DETAILED DESIGN
CUT AND COVER RAMP ON 3J2 SIDE
PERMANENT WORKS
CROSS SECTION - REINFORCEMENT

ANM DRAWING NUMBER	REVISION	SHEET
M-ANM-3J1TU2-CTCC-EDR-200034	P1	11 of 24

ALTERNATE DOCUMENT NUMBER	REVISION	SHEET
M-ANM-3J1TU2-CTCC-EDR-200034	P1	11 of 24

SEGMENT 19-20-21-22-23

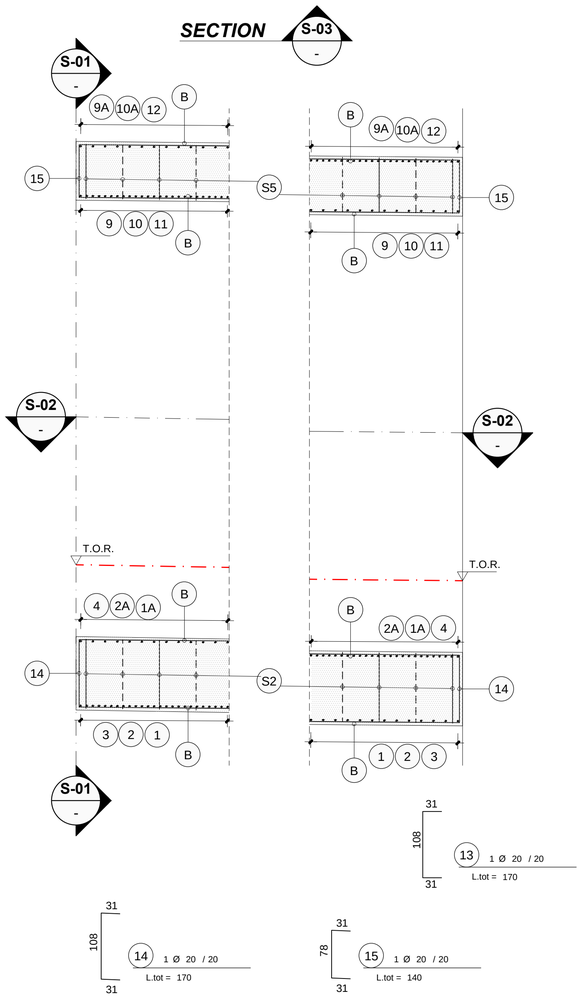

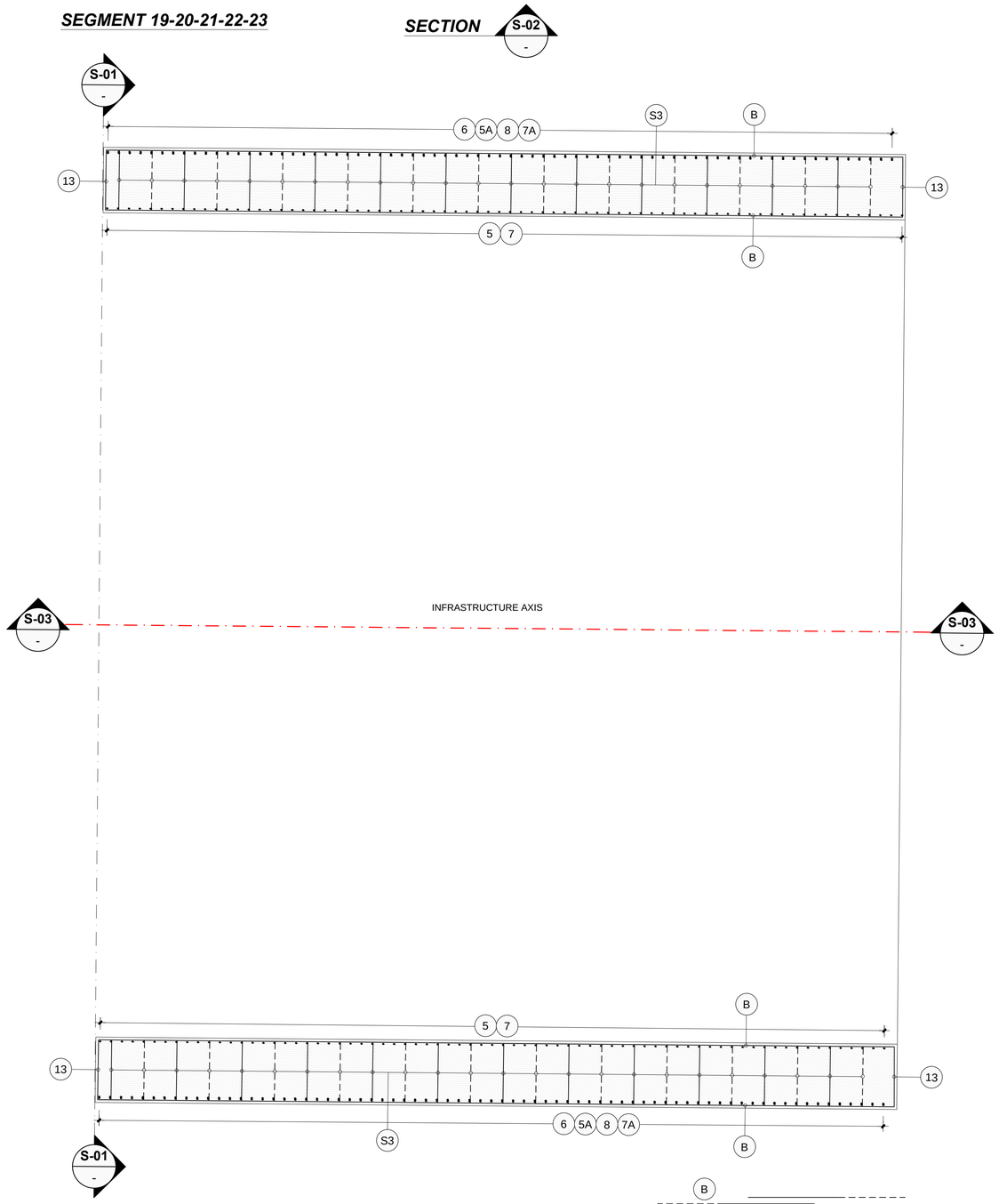

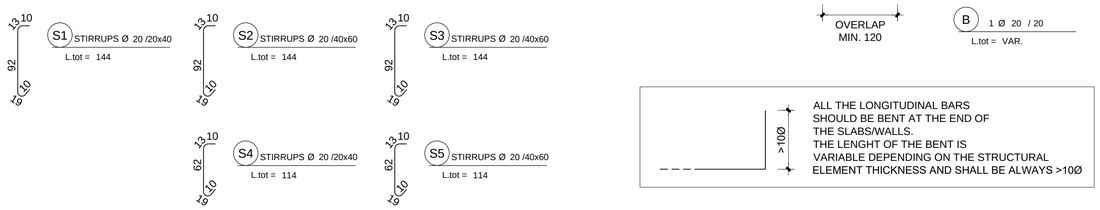

ALL THE LONGITUDINAL BARS SHOULD BE BENT AT THE END OF THE SLABS/WALLS.
THE LENGHT OF THE BENT IS VARIABLE DEPENDING ON THE STRUCTURAL ELEMENT THICKNESS AND SHALL BE ALWAYS >10Ø

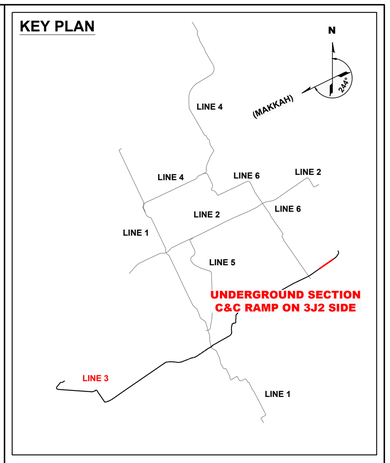

NOTES:

1. DIMENSIONS IN CENTIMETERS
2. REINFORCEMENT BAR NUMBERING IS RELATED TO EACH SEGMENT
3. SECTION NUMBERING IS RELATED TO EACH SEGMENT

REV.	DATE	DESCRIPTION	APP.
P1	01.04.2016	INTRA AND INTER-DISCIPLINARY CHECKS (IDC)	R.R.L.

PROJECT

RIYADH METRO PROJECT
PACKAGE 2
LINE 3

ARRIYADH NEW MOBILITY

ORIGINATOR	CHECK	REVIEW	APPROVAL
M.G.N.	P.P.M.	R.R.L.	

DATE: APRIL 2016

SCALES: A1= 1/50, A3= 1/100 — ORIGINAL SIZE A1 — 0 1.25 2.5m

DRAWING

UNDERGROUND SECTION
90% DETAILED DESIGN
CUT AND COVER RAMP ON 3J2 SIDE
PERMANENT WORKS
CROSS SECTION - REINFORCEMENT

ANM DRAWING NUMBER	REVISION	SHEET
M-ANM-3J1TU2-CTCC-EDR-200034	P1	12 of 24

ALTERNATE DOCUMENT NUMBER	REVISION	SHEET
M-ANM-3J1TU2-CTCC-EDR-200034	P1	12 of 24

SEGMENT 19-20-21-22-23

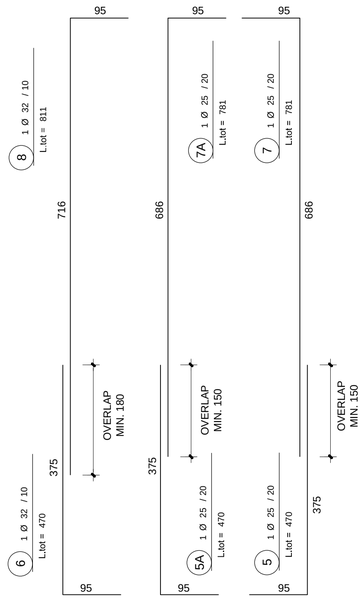

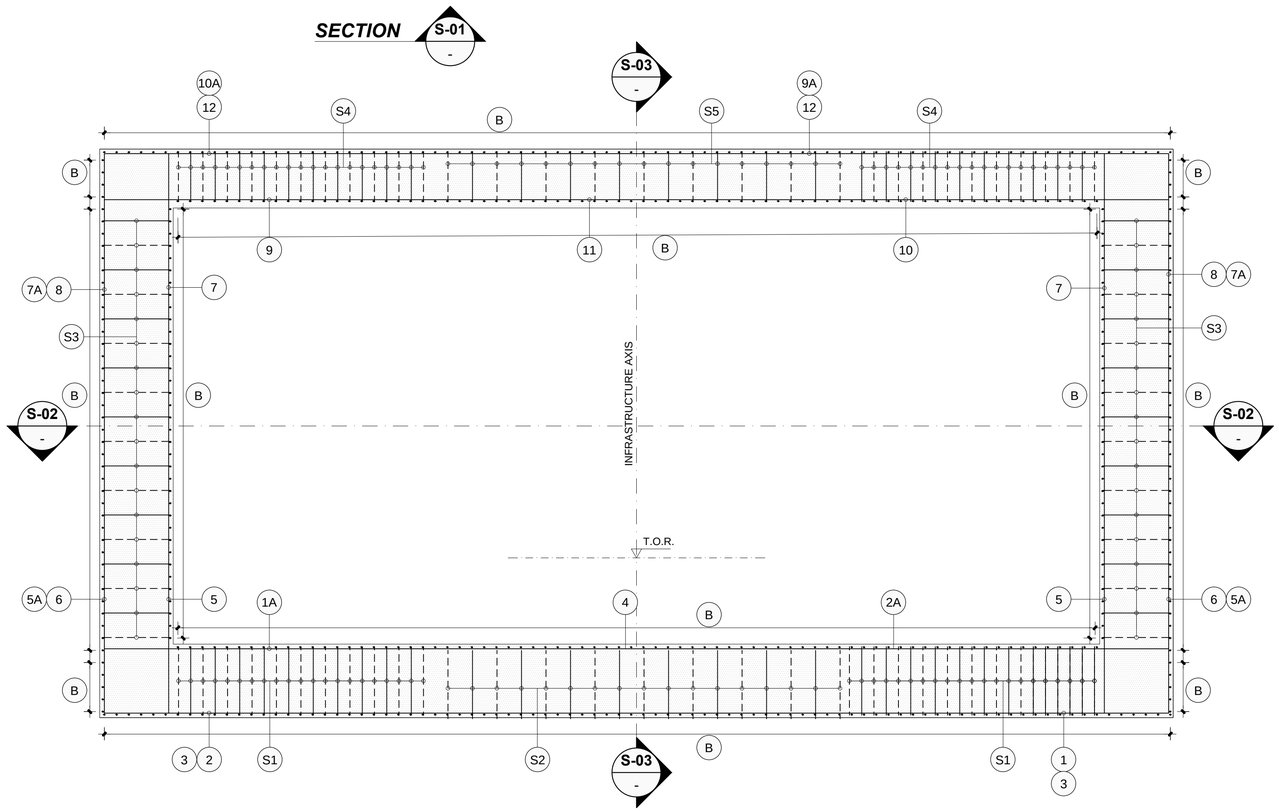

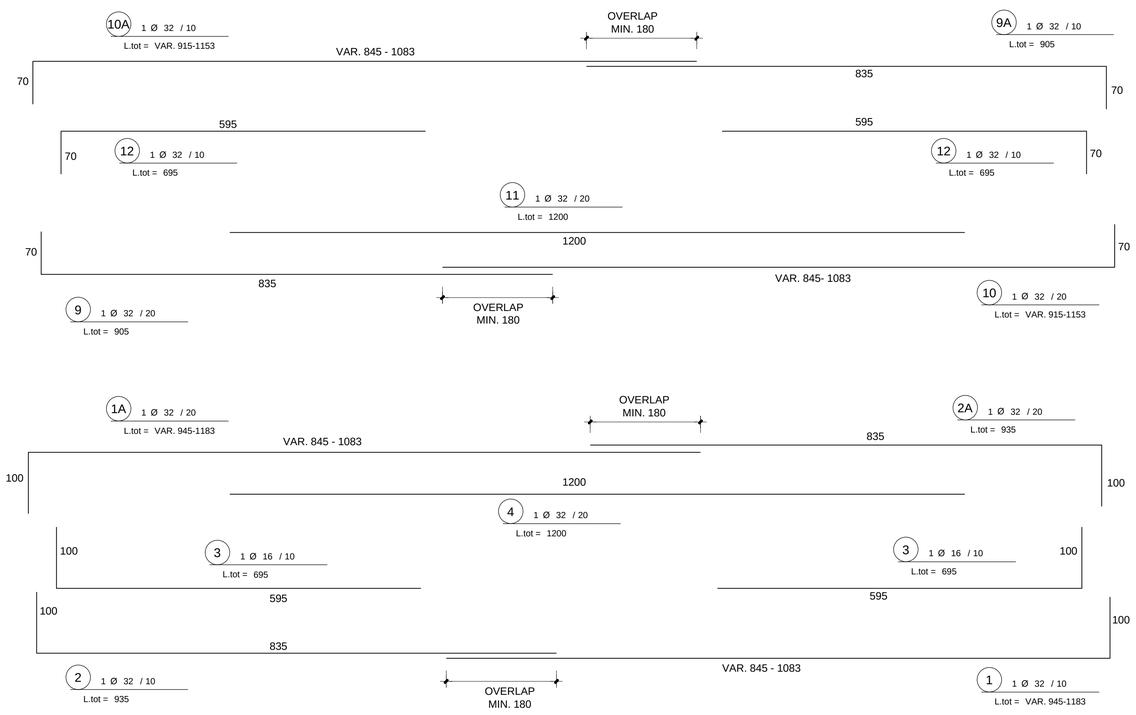

KEY PLAN

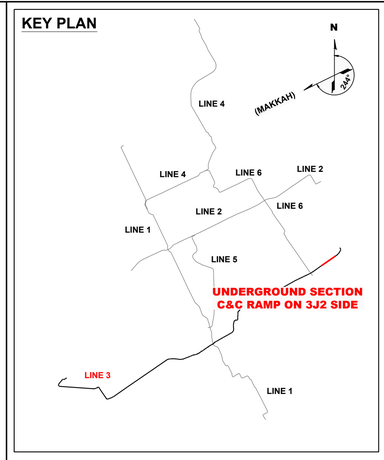

NOTES:

1. DIMENSIONS IN CENTIMETERS
2. REINFORCEMENT BAR NUMBERING IS RELATED TO EACH SEGMENT
3. SECTION NUMBERING IS RELATED TO EACH SEGMENT

REV.	DATE	DESCRIPTION	APP.
P1	01.04.2016	INTRA AND INTER-DISCIPLINARY CHECKS (IDC)	R.R.L.

PROJECT

RIYADH METRO PROJECT

PACKAGE 2

LINE 3

ARRIYADH NEW MOBILITY

ORIGINATOR	CHECK	REVIEW	APPROVAL
M.G.N.	P.P.M.	R.R.L.	

DATE: APRIL 2016

SCALES: A1= 1/50, A3= 1/100 — ORIGINAL SIZE A1 — 0 1.25 2.5m

DRAWING

UNDERGROUND SECTION
90% DETAILED DESIGN
CUT AND COVER RAMP ON 3J2 SIDE
PERMANENT WORKS
CROSS SECTION - REINFORCEMENT

ANM DRAWING NUMBER	REVISION	SHEET
M-ANM-3J1TU2-CTCC-EDR-200034	P1	13 of 24

ALTERNATE DOCUMENT NUMBER	REVISION	SHEET
M-ANM-3J1TU2-CTCC-EDR-200034	P1	13 of 24

SEGMENT 24

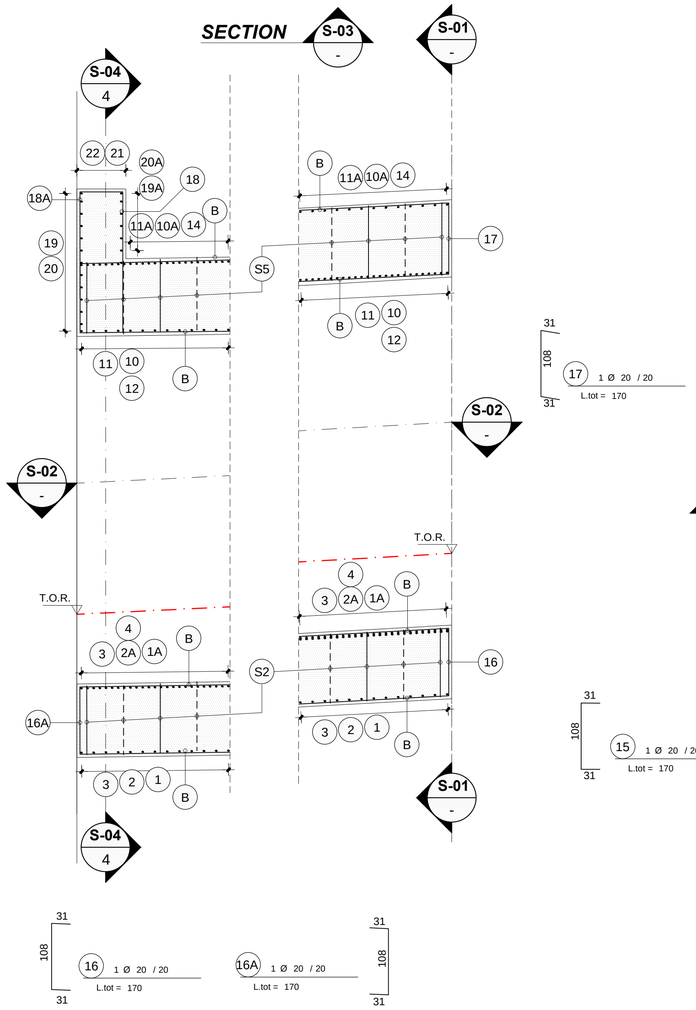

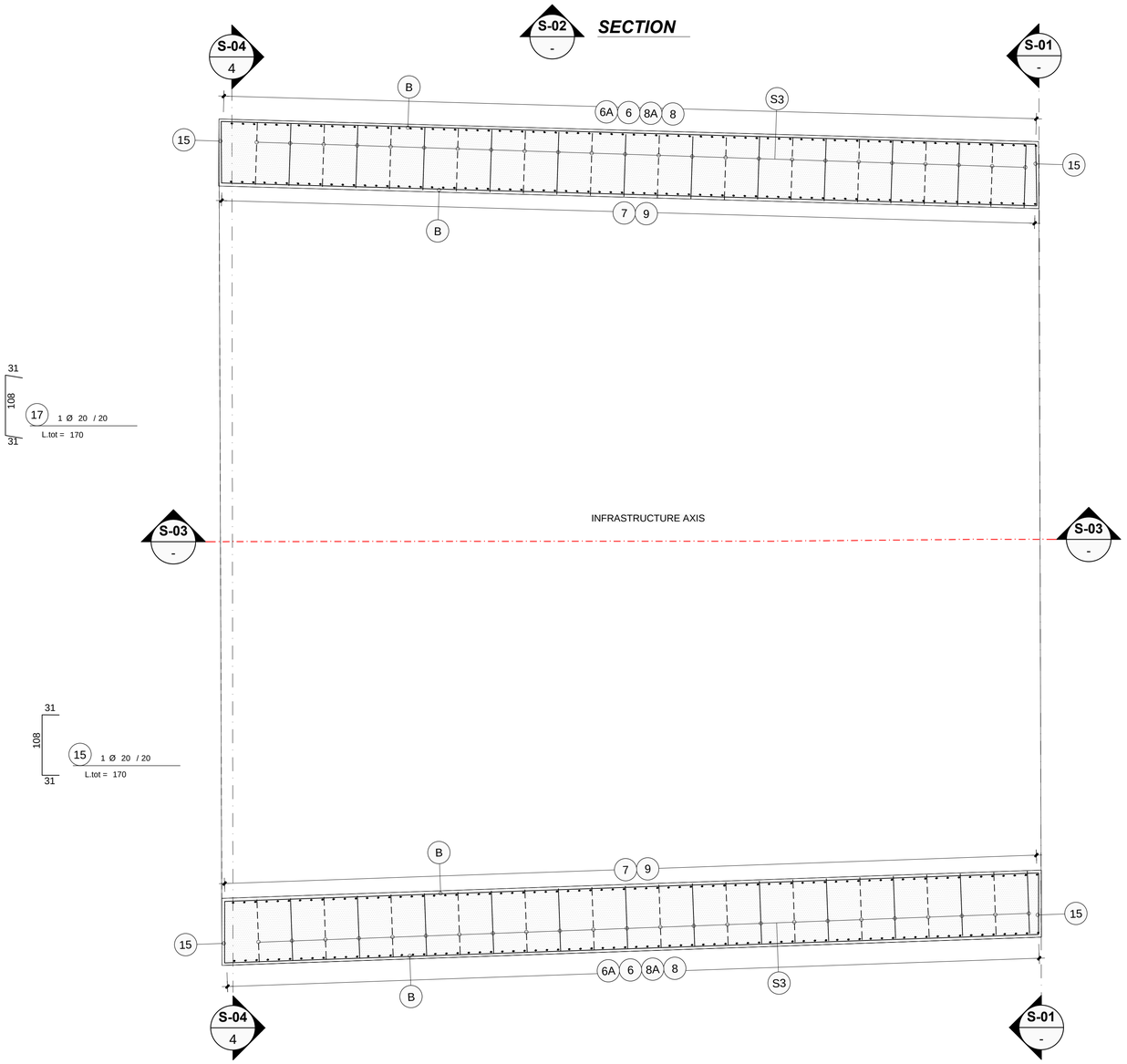

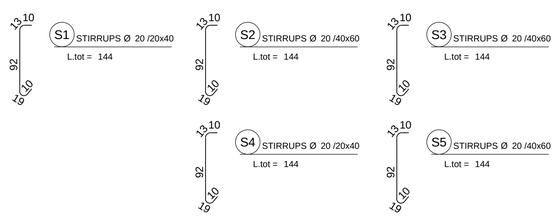

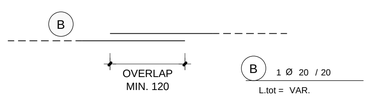

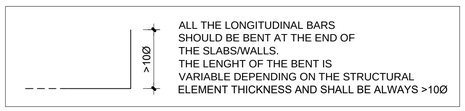

KEY PLAN

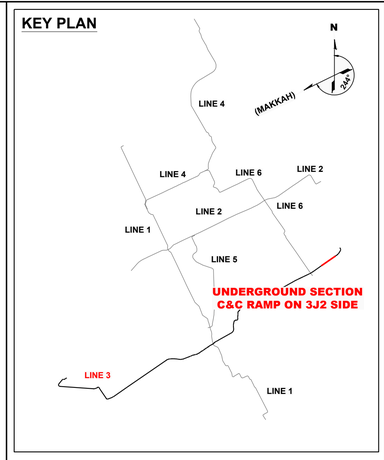

NOTES:

1. DIMENSIONS IN CENTIMETERS
2. REINFORCEMENT BAR NUMBERING IS RELATED TO EACH SEGMENT
3. SECTION NUMBERING IS RELATED TO EACH SEGMENT

REV.	DATE	DESCRIPTION	APP.
P1	01.04.2016	INTRA AND INTER-DISCIPLINARY CHECKS (IDC)	R.R.L.

PROJECT

RIYADH METRO PROJECT

PACKAGE 2

LINE 3

ARRIYADH NEW MOBILITY

ORIGINATOR	CHECK	REVIEW	APPROVAL
M.G.N.	P.P.M.	R.R.L.	

DATE: APRIL 2016

SCALES: A1= 1/50, A3= 1/100 — ORIGINAL SIZE A1 — 0 / 1.25 / 2.5m

DRAWING

UNDERGROUND SECTION
90% DETAILED DESIGN
CUT AND COVER RAMP ON 3J2 SIDE
PERMANENT WORKS
CROSS SECTION - REINFORCEMENT

ANM DRAWING NUMBER	REVISION	SHEET
M-ANM-3J1TU2-CTCC-EDR-200034	P1	14 of 24

ALTERNATE DOCUMENT NUMBER	REVISION	SHEET
M-ANM-3J1TU2-CTCC-EDR-200034	P1	14 of 24

SEGMENT 24

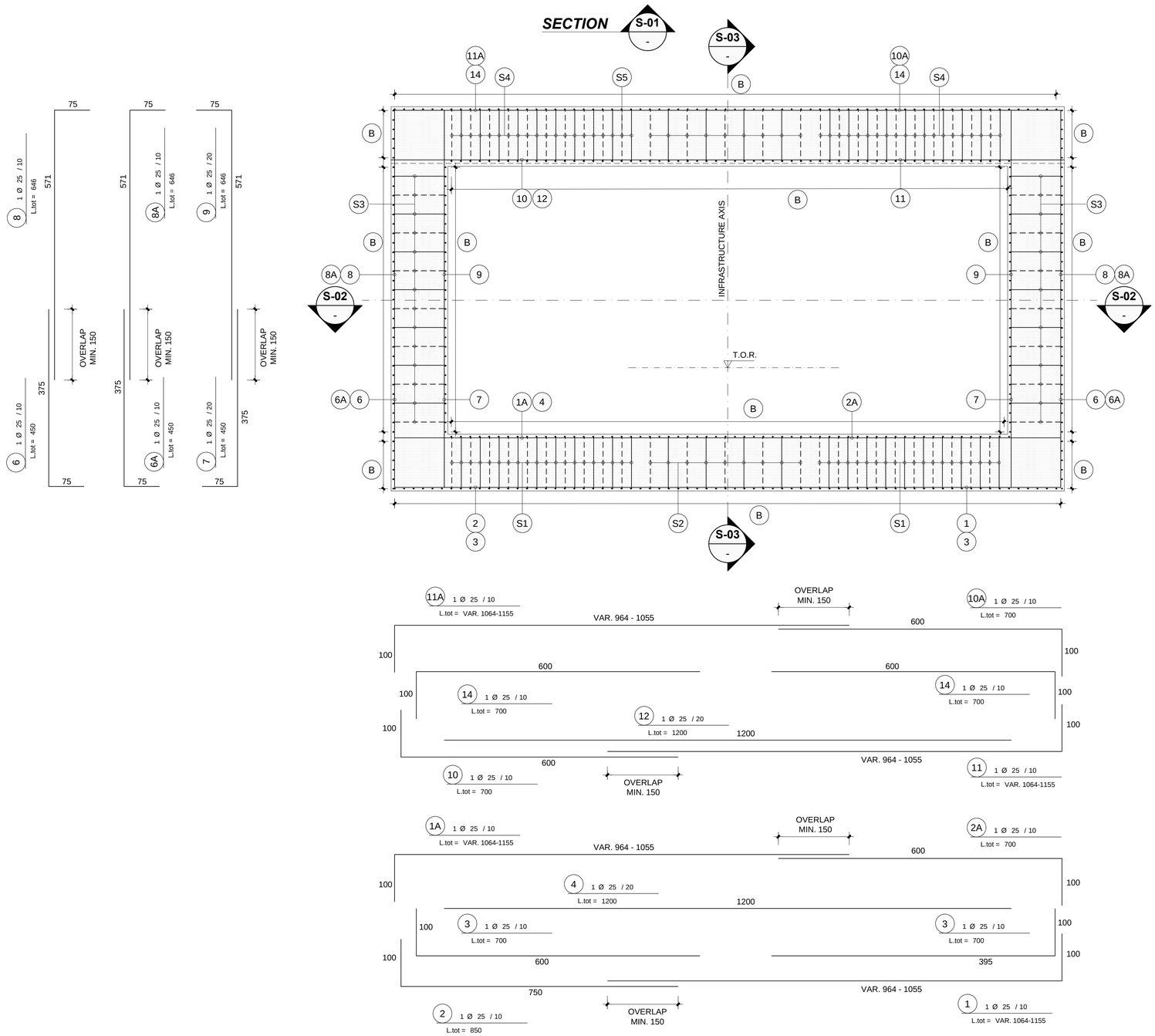

KEY PLAN

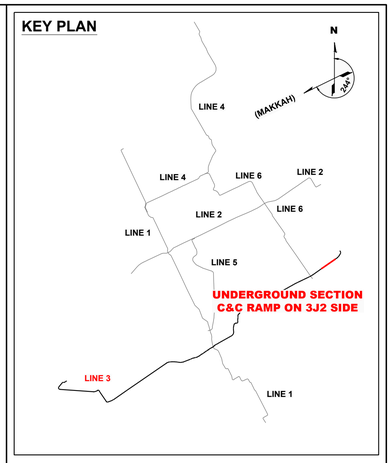

NOTES:

1. DIMENSIONS IN CENTIMETERS
2. REINFORCEMENT BAR NUMBERING IS RELATED TO EACH SEGMENT
3. SECTION NUMBERING IS RELATED TO EACH SEGMENT

REV.	DATE	DESCRIPTION	APP.
P1	01.04.2016	INTRA AND INTER-DISCIPLINARY CHECKS (IDC)	R.R.L.

PROJECT

RIYADH METRO PROJECT

PACKAGE 2

LINE 3

ARRIYADH NEW MOBILITY

ORIGINATOR	CHECK	REVIEW	APPROVAL
M.G.N.	P.P.M.	R.R.L.	

DATE: APRIL 2016

SCALES: A1= 1/50, A3= 1/100 — 0 1.25 2.5m

ORIGINAL SIZE A1

DRAWING

UNDERGROUND SECTION
90% DETAILED DESIGN
CUT AND COVER RAMP ON 3J2 SIDE
PERMANENT WORKS
CROSS SECTION - REINFORCEMENT

ANM DRAWING NUMBER	REVISION	SHEET
M-ANM-3J1TU2-CTCC-EDR-200034	P1	15 of 24

ALTERNATE DOCUMENT NUMBER	REVISION	SHEET
M-ANM-3J1TU2-CTCC-EDR-200034	P1	15 of 24

SEGMENT 24

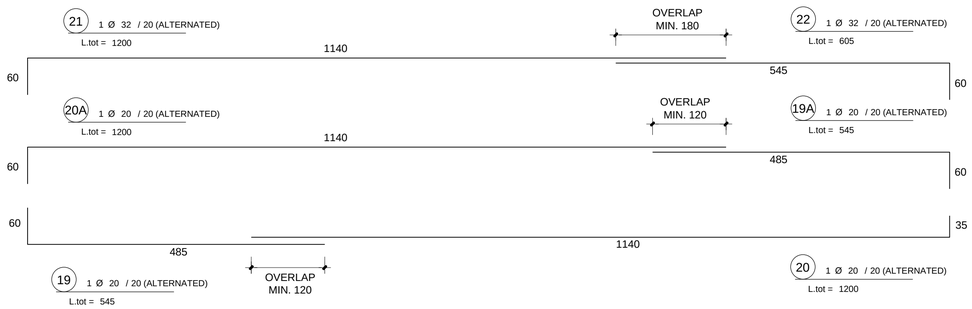

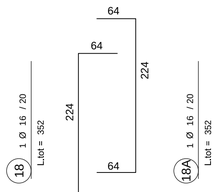

SECTION S-04 5 / S-03 4

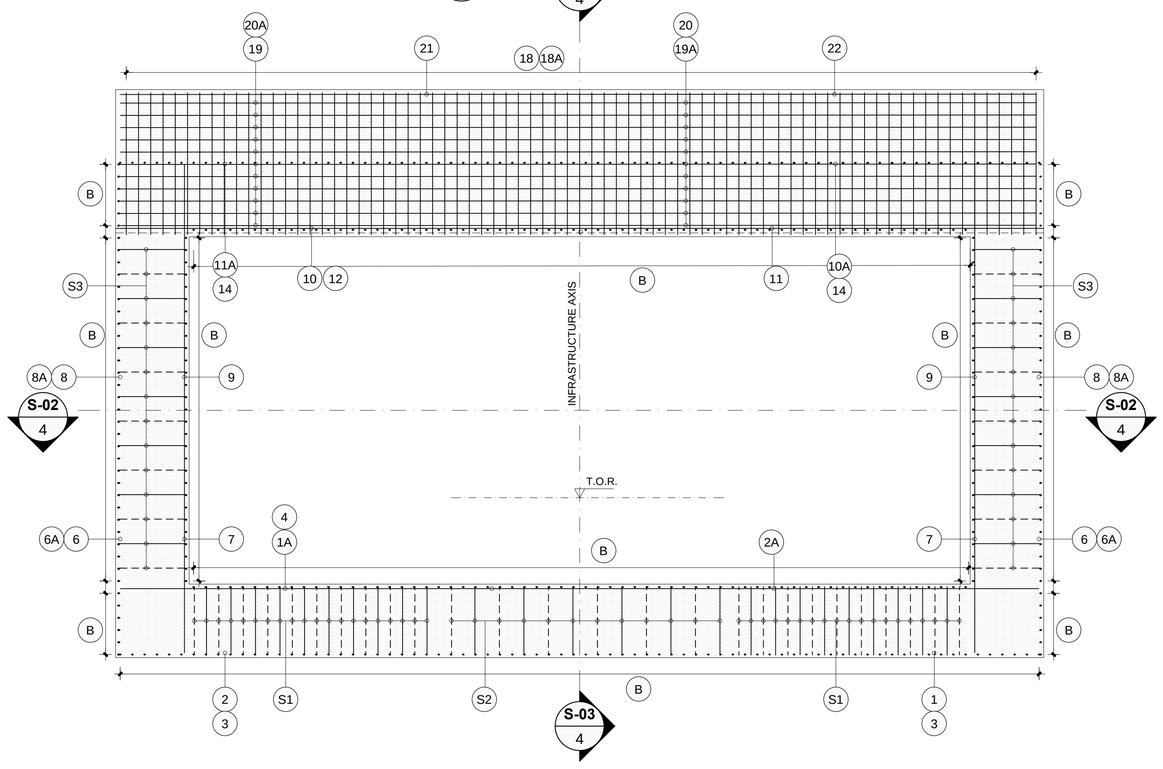

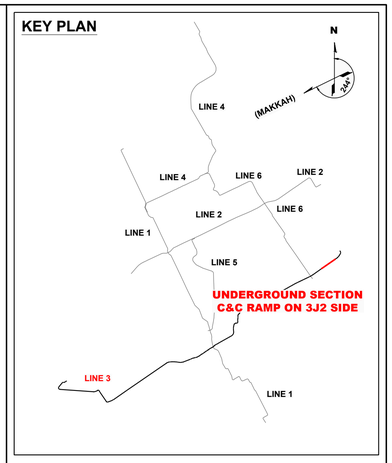

NOTES:

1. DIMENSIONS IN CENTIMETERS
2. REINFORCEMENT BAR NUMBERING IS RELATED TO EACH SEGMENT
3. SECTION NUMBERING IS RELATED TO EACH SEGMENT

REV.	DATE	DESCRIPTION	APP.
P1	01.04.2016	INTRA AND INTER-DISCIPLINARY CHECKS (IDC)	R.R.L.

PROJECT

RIYADH METRO PROJECT

PACKAGE 2

LINE 3

ARRIYADH NEW MOBILITY

ORIGINATOR	CHECK	REVIEW	APPROVAL
M.G.N.	P.P.M.	R.R.L.	

DATE: APRIL 2016

SCALES: A1= 1/50, A3= 1/100 — ORIGINAL SIZE A1

0 1.25 2.5m

DRAWING

UNDERGROUND SECTION
90% DETAILED DESIGN
CUT AND COVER RAMP ON 3J2 SIDE
PERMANENT WORKS
CROSS SECTION - REINFORCEMENT

ANM DRAWING NUMBER	REVISION	SHEET
M-ANM-3J1TU2-CTCC-EDR-200034	P1	16 of 24

ALTERNATE DOCUMENT NUMBER	REVISION	SHEET
M-ANM-3J1TU2-CTCC-EDR-200034	P1	16 of 24

SEGMENT 25

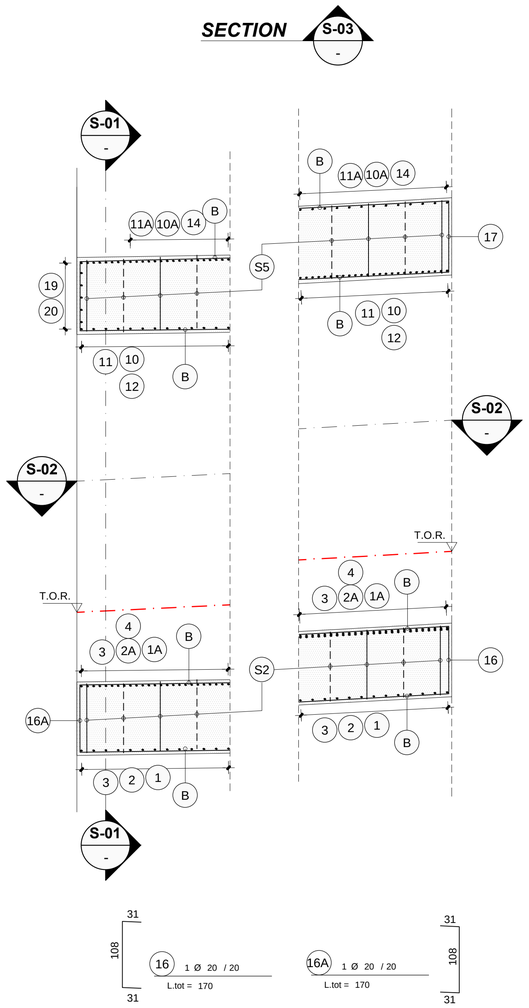

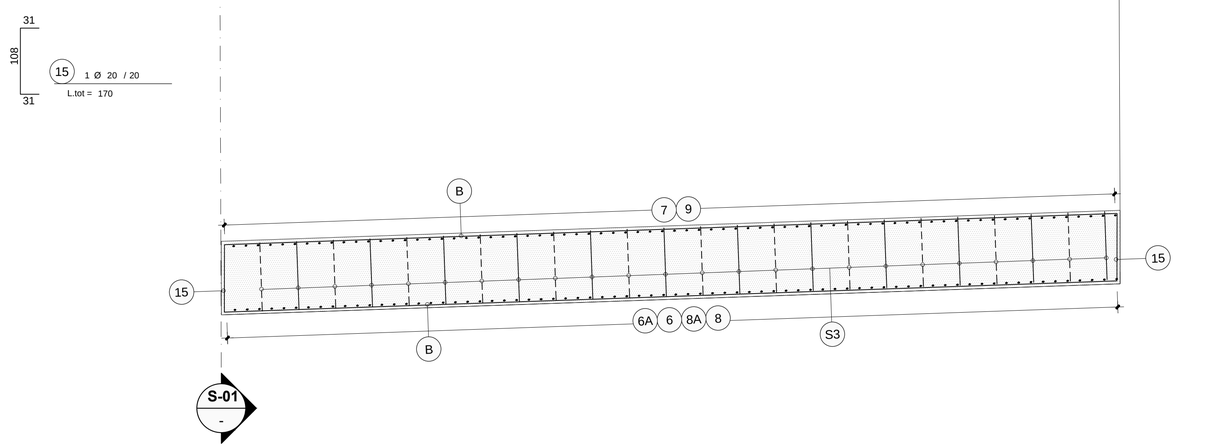

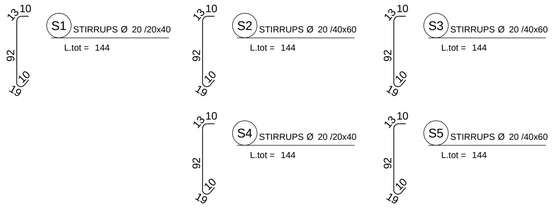

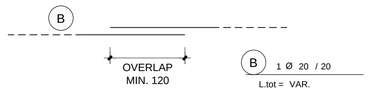

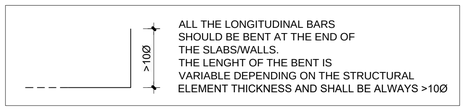

KEY PLAN

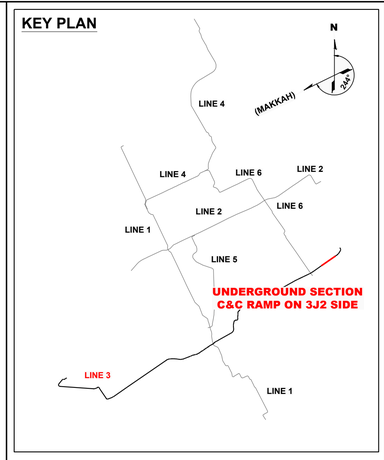

NOTES:

1. DIMENSIONS IN CENTIMETERS
2. REINFORCEMENT BAR NUMBERING IS RELATED TO EACH SEGMENT
3. SECTION NUMBERING IS RELATED TO EACH SEGMENT

REV.	DATE	DESCRIPTION	APP.
P1	01.04.2016	INTRA AND INTER-DISCIPLINARY CHECKS (IDC)	R.R.L.

PROJECT

RIYADH METRO PROJECT

PACKAGE 2

LINE 3

ARRIYADH NEW MOBILITY

ORIGINATOR	CHECK	REVIEW	APPROVAL
M.G.N.	P.P.M.	R.R.L.	

DATE: APRIL 2016

SCALES: A1= 1/50, A3= 1/100 — ORIGINAL SIZE A1 — 0 1.25 2.5m

DRAWING

UNDERGROUND SECTION
90% DETAILED DESIGN
CUT AND COVER RAMP ON 3J2 SIDE
PERMANENT WORKS
CROSS SECTION - REINFORCEMENT

ANM DRAWING NUMBER	REVISION	SHEET
M-ANM-3J1TU2-CTCC-EDR-200034	P1	17 of 24

ALTERNATE DOCUMENT NUMBER	REVISION	SHEET
M-ANM-3J1TU2-CTCC-EDR-200034	P1	17 of 24

SEGMENT 25

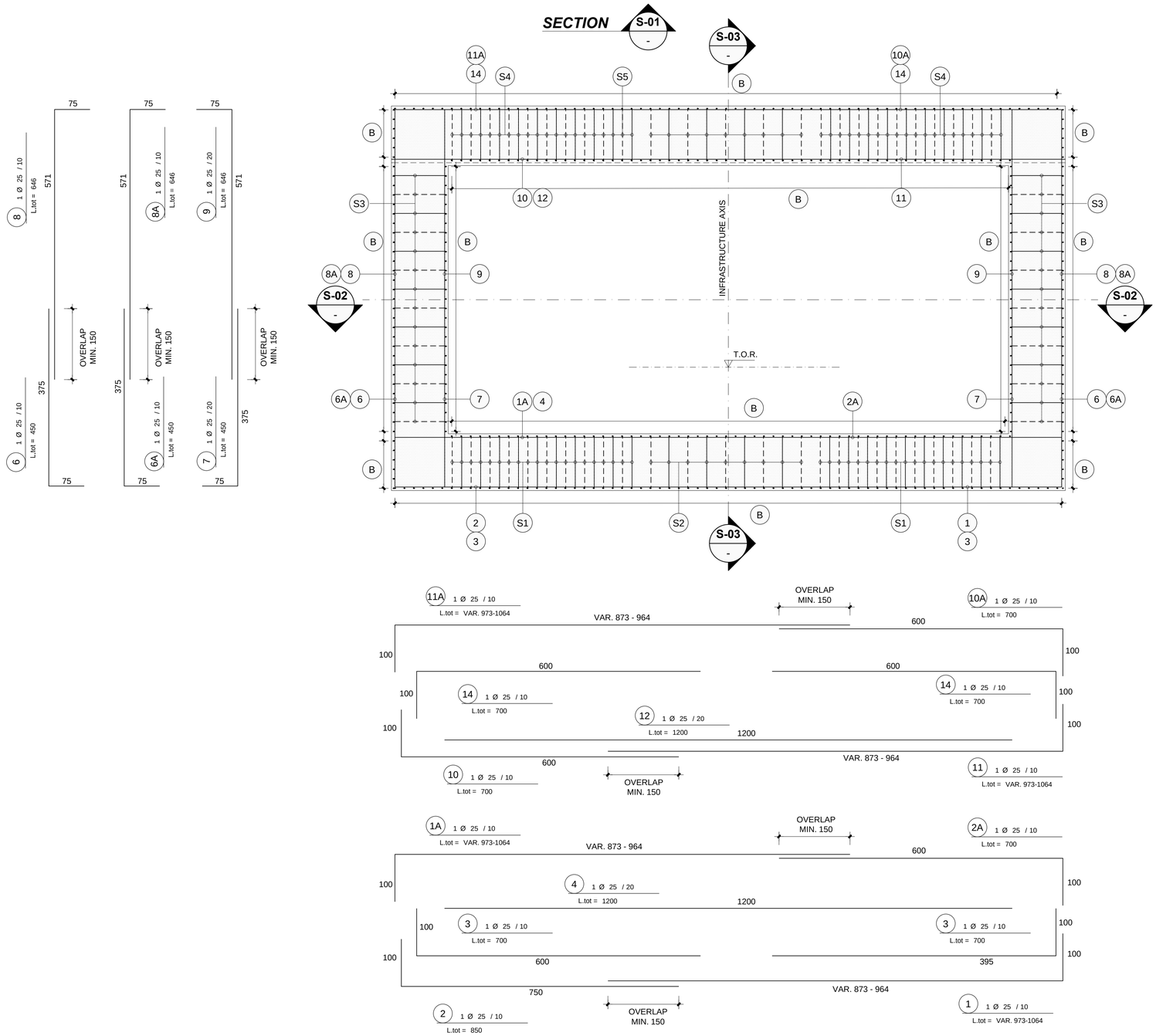

KEY PLAN

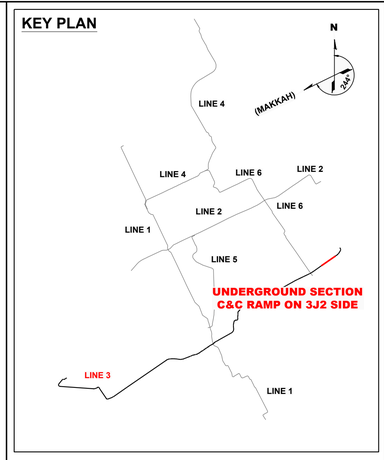

NOTES:

1. DIMENSIONS IN CENTIMETERS
2. REINFORCEMENT BAR NUMBERING IS RELATED TO EACH SEGMENT
3. SECTION NUMBERING IS RELATED TO EACH SEGMENT

REV.	DATE	DESCRIPTION	APP.
P1	01.04.2016	INTRA AND INTER-DISCIPLINARY CHECKS (IDC)	R.R.L.

PROJECT

RIYADH METRO PROJECT

PACKAGE 2

LINE 3

ARRIYADH NEW MOBILITY

ORIGINATOR	CHECK	REVIEW	APPROVAL
M.G.N.	P.P.M.	R.R.L.	

DATE: APRIL 2016

SCALES: A1= 1/50, A3= 1/100 — 0 1.25 2.5m

ORIGINAL SIZE A1

DRAWING

UNDERGROUND SECTION
90% DETAILED DESIGN
CUT AND COVER RAMP ON 3J2 SIDE
PERMANENT WORKS
CROSS SECTION - REINFORCEMENT

ANM DRAWING NUMBER	REVISION	SHEET
M-ANM-3J1TU2-CTCC-EDR-200034	P1	18 of 24

ALTERNATE DOCUMENT NUMBER	REVISION	SHEET
M-ANM-3J1TU2-CTCC-EDR-200034	P1	18 of 24

SEGMENT 26

SECTION S-03 -

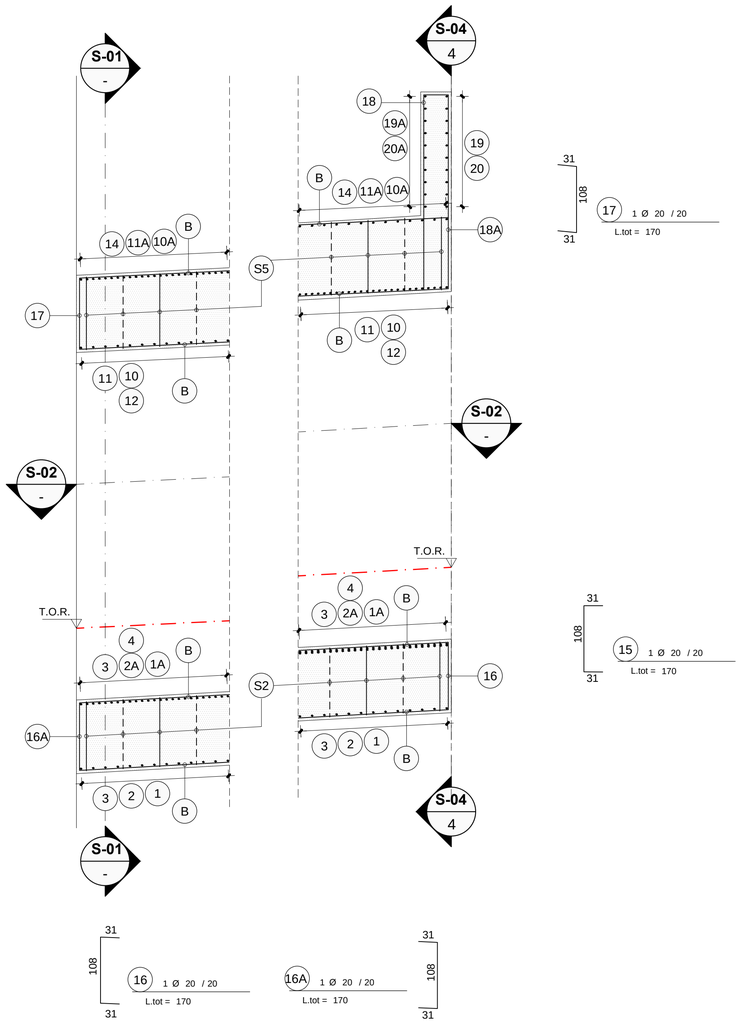

SECTION S-02 -

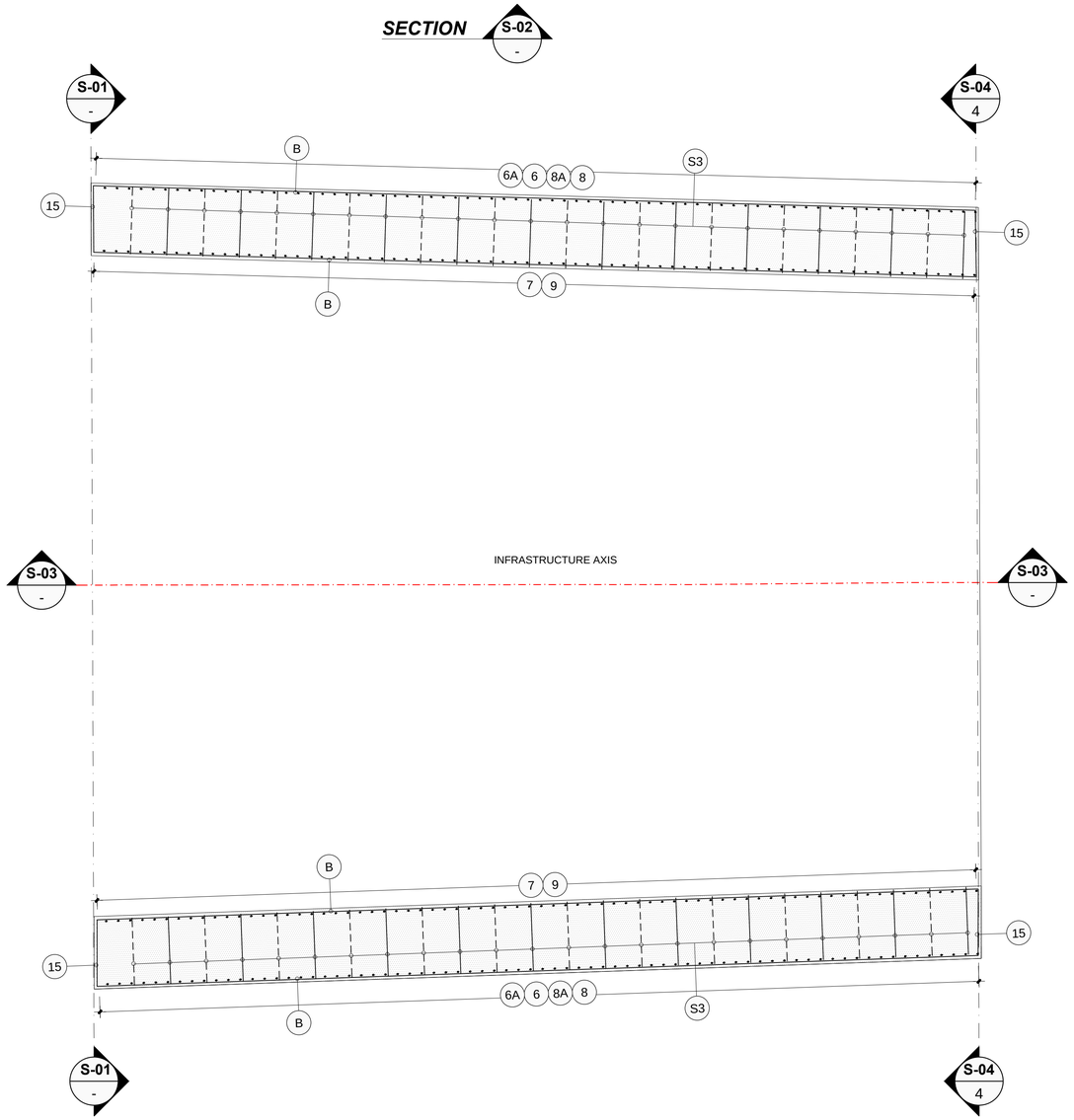

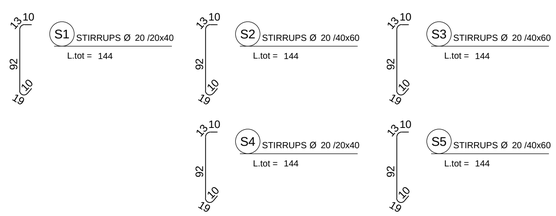

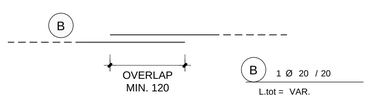

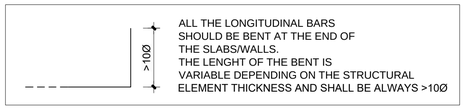

KEY PLAN

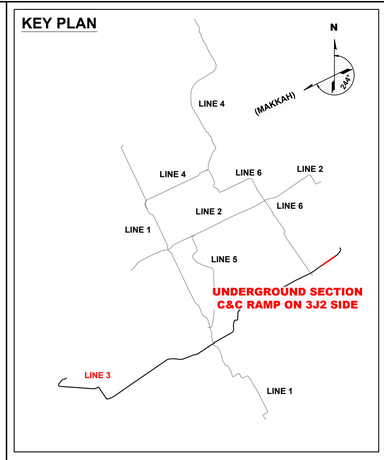

NOTES:

1. DIMENSIONS IN CENTIMETERS
2. REINFORCEMENT BAR NUMBERING IS RELATED TO EACH SEGMENT
3. SECTION NUMBERING IS RELATED TO EACH SEGMENT

REV.	DATE	DESCRIPTION	APP.
P1	01.04.2016	INTRA AND INTER-DISCIPLINARY CHECKS (IDC)	R.R.L.

PROJECT

RIYADH METRO PROJECT
PACKAGE 2
LINE 3

ARRIYADH NEW MOBILITY

ORIGINATOR	CHECK	REVIEW	APPROVAL
M.G.N.	P.P.M.	R.R.L.	

DATE: APRIL 2016

SCALES: A1= 1/50, A3= 1/100 — ORIGINAL SIZE A1

0 1.25 2.5m

DRAWING

UNDERGROUND SECTION
90% DETAILED DESIGN
CUT AND COVER RAMP ON 3J2 SIDE
PERMANENT WORKS
CROSS SECTION - REINFORCEMENT

ANM DRAWING NUMBER	REVISION	SHEET
M-ANM-3J1TU2-CTCC-EDR-200034	P1	19 of 24

ALTERNATE DOCUMENT NUMBER	REVISION	SHEET
M-ANM-3J1TU2-CTCC-EDR-200034	P1	19 of 24

SEGMENT 26

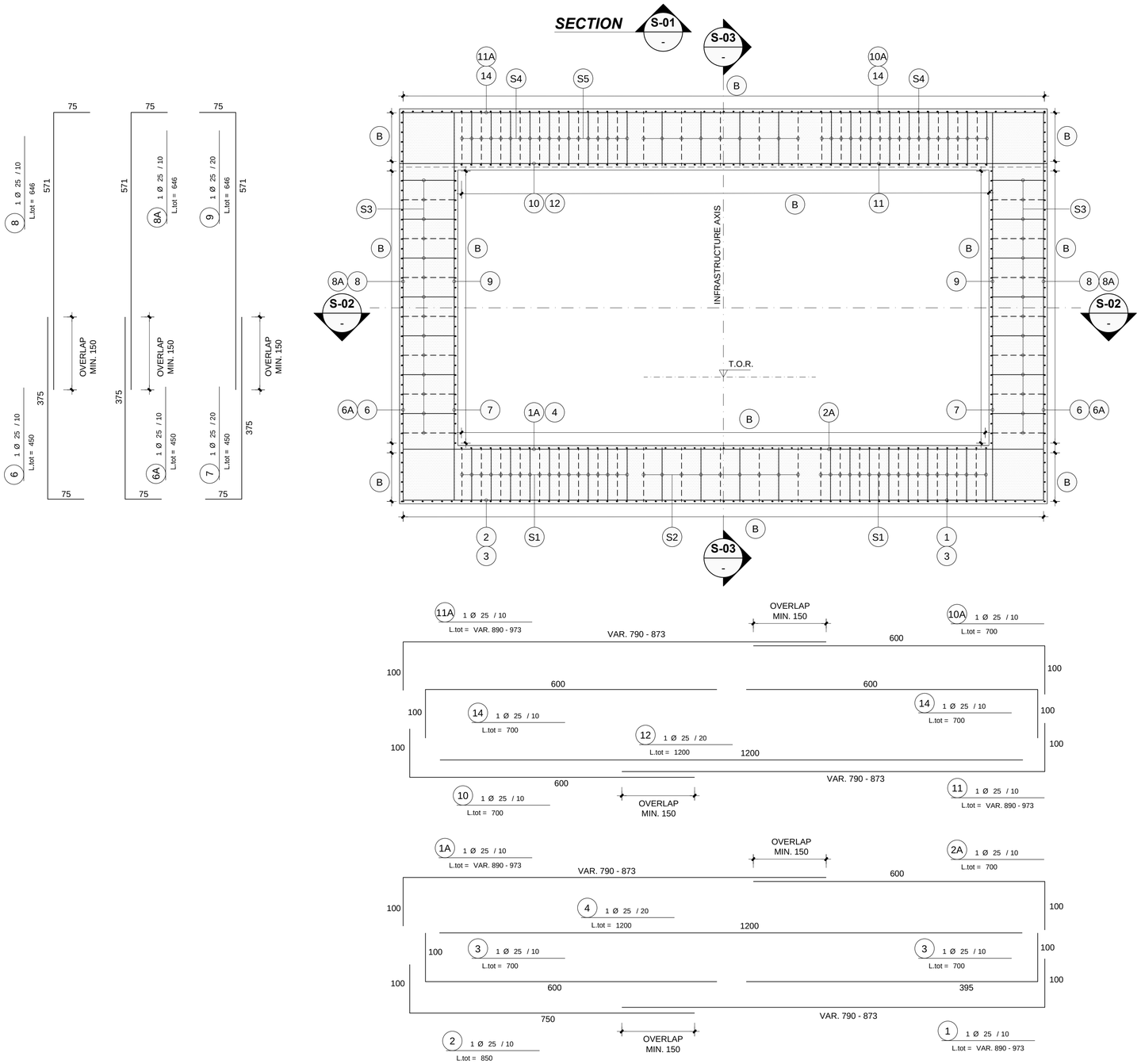

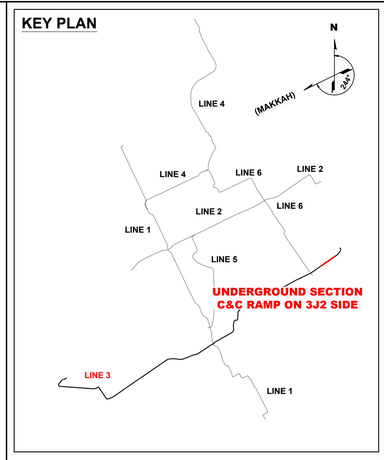

NOTES:

1. DIMENSIONS IN CENTIMETERS
2. REINFORCEMENT BAR NUMBERING IS RELATED TO EACH SEGMENT
3. SECTION NUMBERING IS RELATED TO EACH SEGMENT

REV.	DATE	DESCRIPTION	APP.
P1	01.04.2016	INTRA AND INTER-DISCIPLINARY CHECKS (IDC)	R.R.L.

PROJECT

RIYADH METRO PROJECT

PACKAGE 2

LINE 3

ARRIYADH NEW MOBILITY

ORIGINATOR	CHECK	REVIEW	APPROVAL
M.G.N.	P.P.M.	R.R.L.	

DATE: APRIL 2016

SCALES: A1= 1/50, A3= 1/100 — 0 1.25 2.5m

ORIGINAL SIZE A1

DRAWING

UNDERGROUND SECTION
90% DETAILED DESIGN
CUT AND COVER RAMP ON 3J2 SIDE
PERMANENT WORKS
CROSS SECTION - REINFORCEMENT

ANM DRAWING NUMBER	REVISION	SHEET
M-ANM-3J1TU2-CTCC-EDR-200034	P1	20 of 24

ALTERNATE DOCUMENT NUMBER	REVISION	SHEET
M-ANM-3J1TU2-CTCC-EDR-200034	P1	20 of 24

SEGMENT 26



SECTION S-04 5 / S-03 4

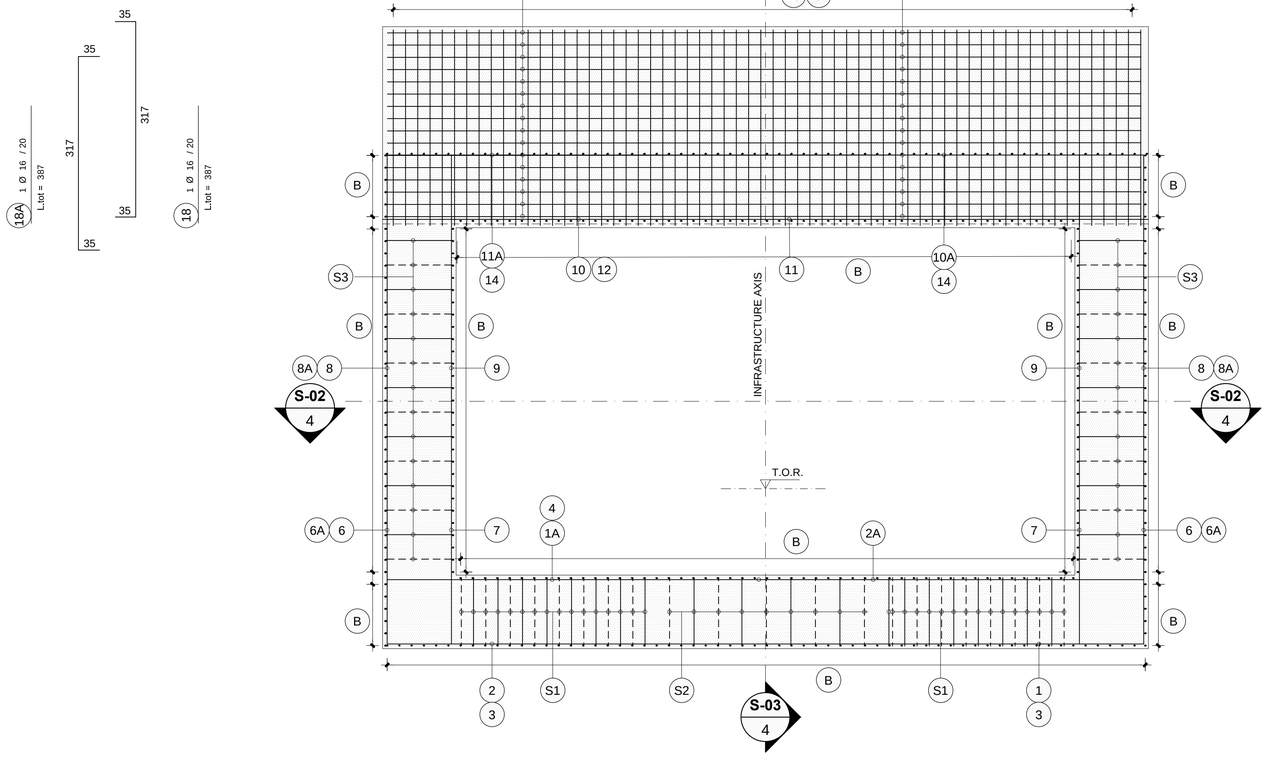

KEY PLAN

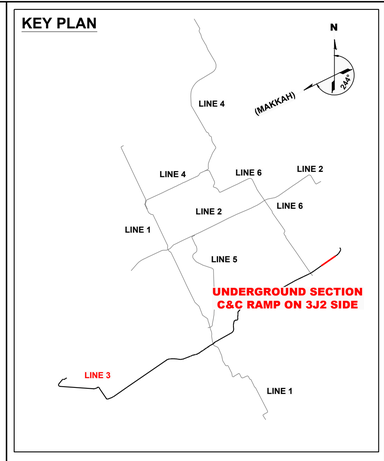

NOTES:

1. DIMENSIONS IN CENTIMETERS
2. REINFORCEMENT BAR NUMBERING IS RELATED TO EACH SEGMENT
3. SECTION NUMBERING IS RELATED TO EACH SEGMENT

REV.	DATE	DESCRIPTION	APP.
P1	01.04.2016	INTRA AND INTER-DISCIPLINARY CHECKS (IDC)	R.R.L.

PROJECT

RIYADH METRO PROJECT

PACKAGE 2

LINE 3

ARRIYADH NEW MOBILITY

ORIGINATOR	CHECK	REVIEW	APPROVAL
M.G.N.	P.P.M.	R.R.L.	

DATE: APRIL 2016

SCALES: A1= 1/50, A3= 1/100 — ORIGINAL SIZE A1

0 1.25 2.5m

DRAWING

UNDERGROUND SECTION
90% DETAILED DESIGN
CUT AND COVER RAMP ON 3J2 SIDE
PERMANENT WORKS
CROSS SECTION - REINFORCEMENT

ANM DRAWING NUMBER	REVISION	SHEET
M-ANM-3J1TU2-CTCC-EDR-200034	P1	21 of 24

ALTERNATE DOCUMENT NUMBER	REVISION	SHEET
M-ANM-3J1TU2-CTCC-EDR-200034	P1	21 of 24

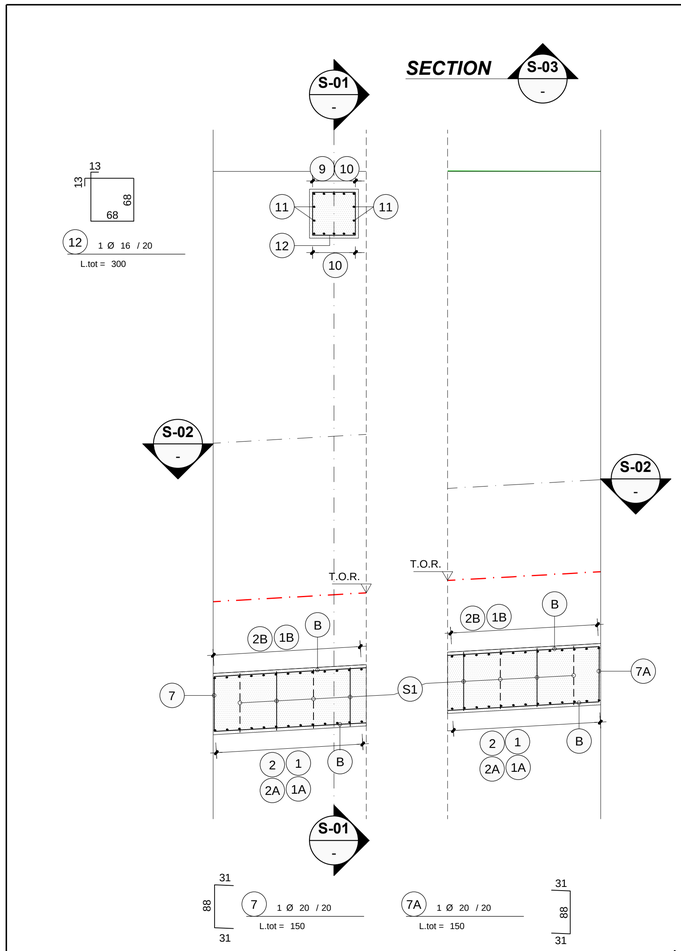

SEGMENT 27-28-29

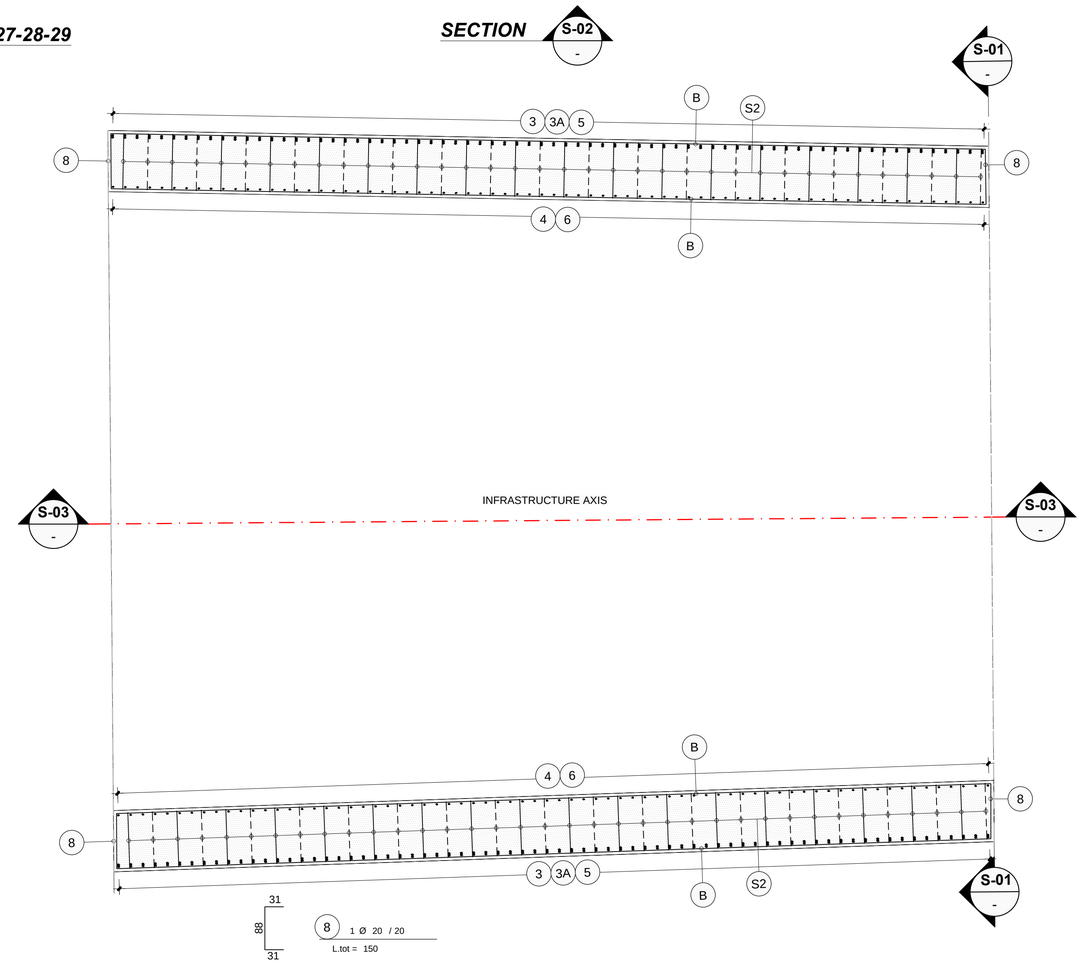

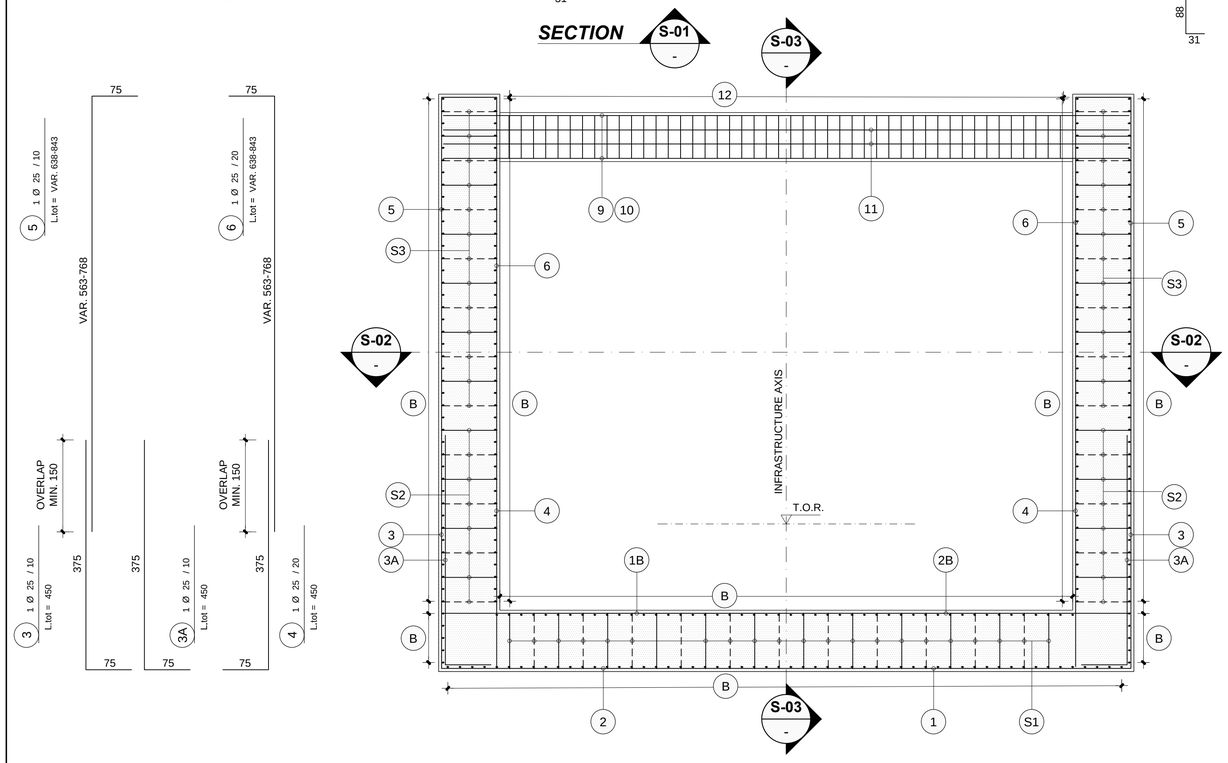

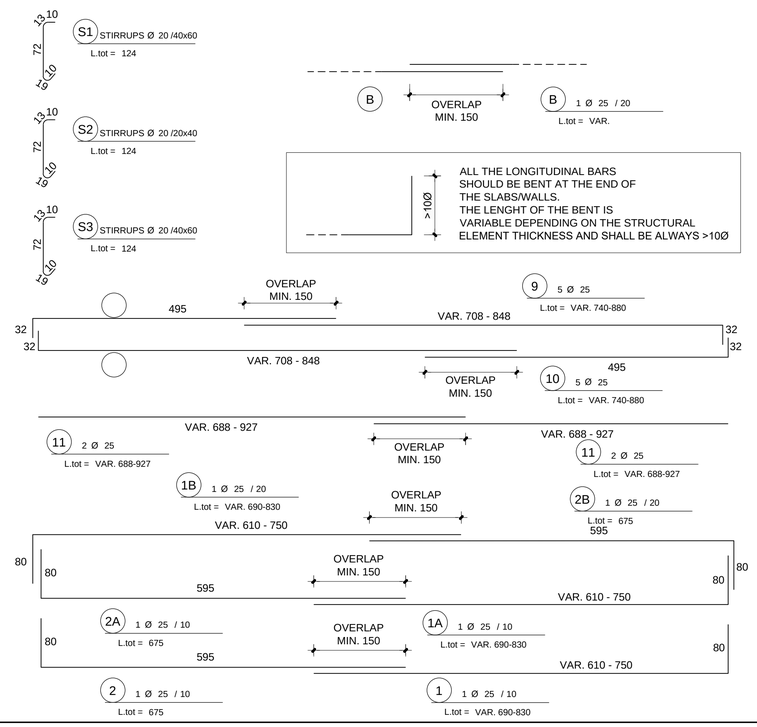

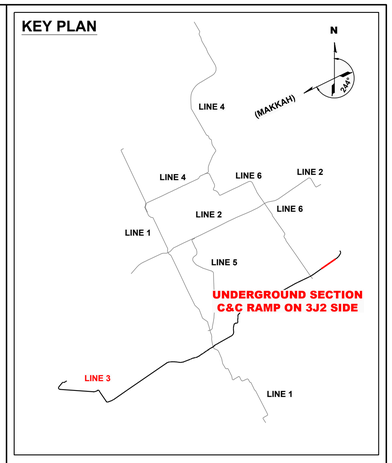

NOTES:

1. DIMENSIONS IN CENTIMETERS
2. REINFORCEMENT BAR NUMBERING IS RELATED TO EACH SEGMENT
3. SECTION NUMBERING IS RELATED TO EACH SEGMENT

REV.	DATE	DESCRIPTION	APP.
P1	01.04.2016	INTRA AND INTER-DISCIPLINARY CHECKS (IDC)	R.R.L.

PROJECT

RIYADH METRO PROJECT

PACKAGE 2

LINE 3

ARRIYADH NEW MOBILITY

ORIGINATOR	CHECK	REVIEW	APPROVAL
M.G.N.	P.P.M.	R.R.L.	

DATE: APRIL 2016

SCALES: A1= 1/50, A3= 1/100 — ORIGINAL SIZE A1 (0 – 1.25 – 2.5m)

DRAWING

UNDERGROUND SECTION
90% DETAILED DESIGN
CUT AND COVER RAMP ON 3J2 SIDE
PERMANENT WORKS
CROSS SECTION - REINFORCEMENT

ANM DRAWING NUMBER	REVISION	SHEET
M-ANM-3J1TU2-CTCC-EDR-200034	P1	22 of 24

ALTERNATE DOCUMENT NUMBER	REVISION	SHEET
M-ANM-3J1TU2-CTCC-EDR-200034	P1	22 of 24

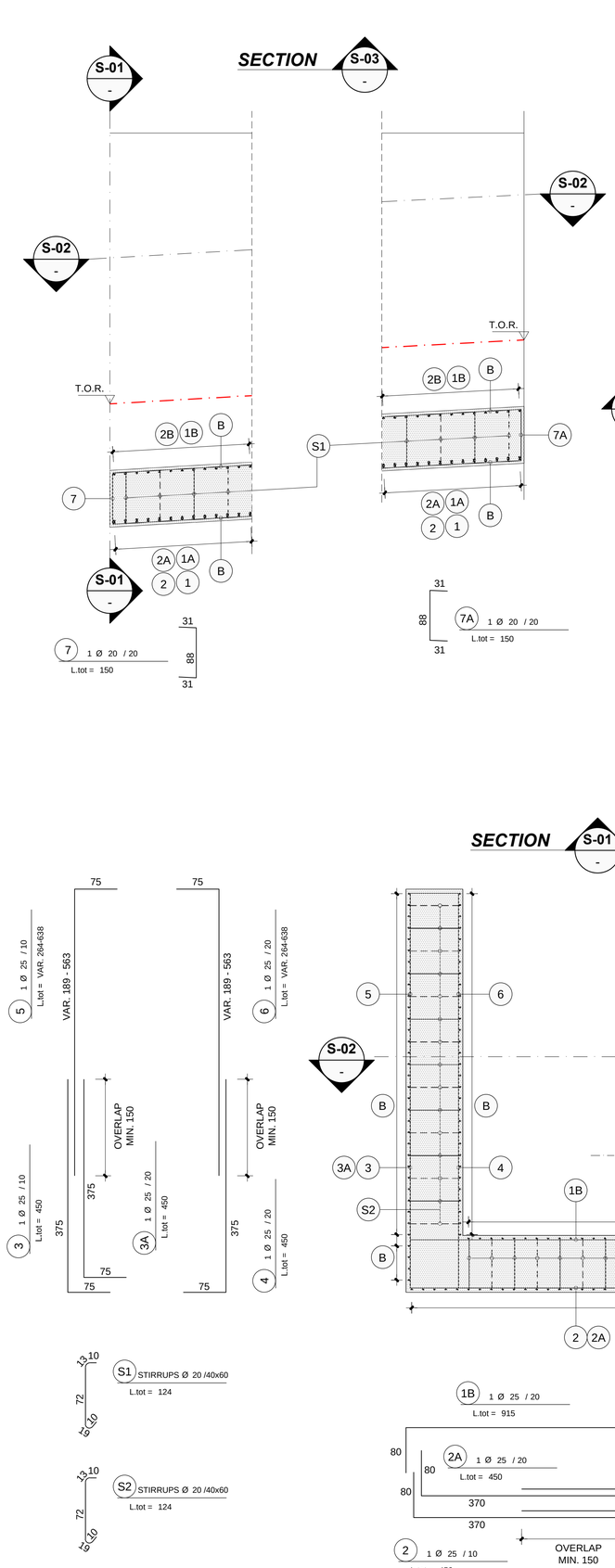

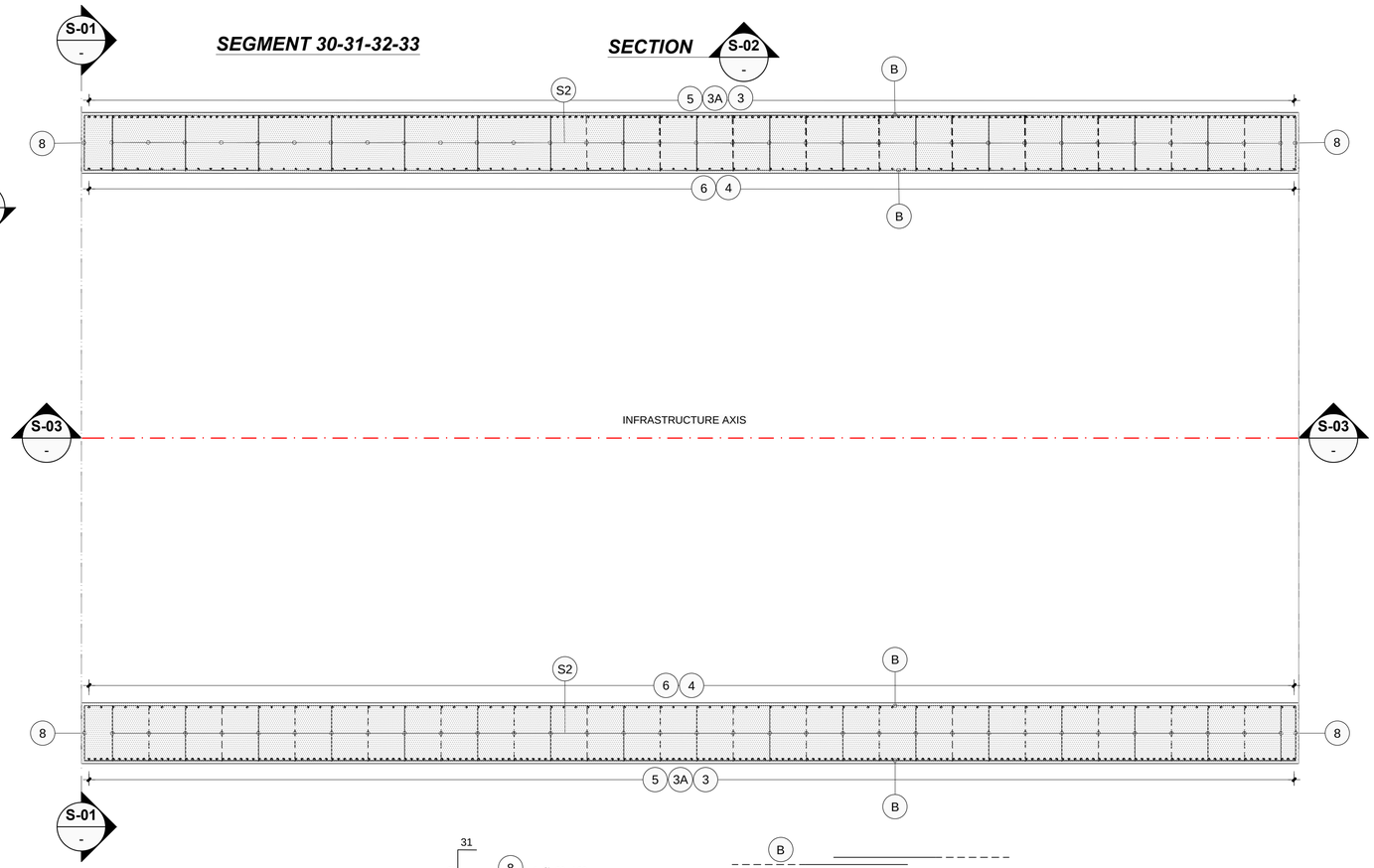

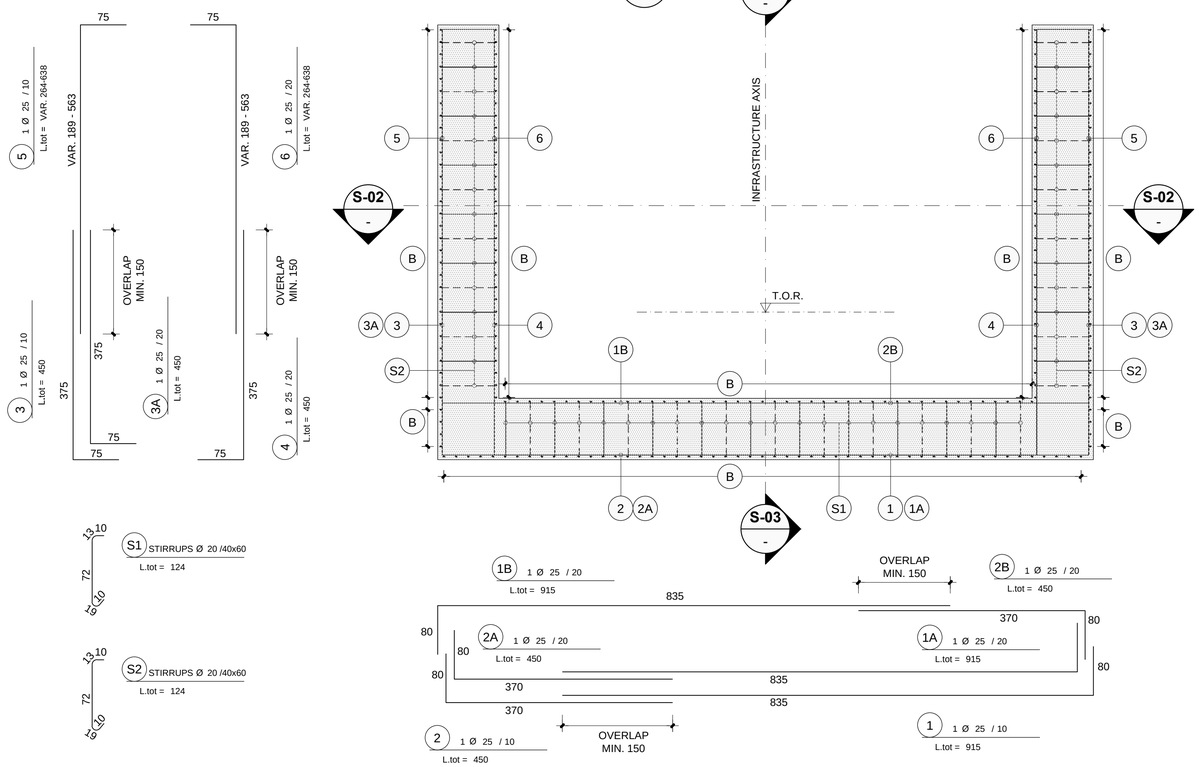

ALL THE LONGITUDINAL BARS SHOULD BE BENT AT THE END OF THE SLABS/WALLS. THE LENGHT OF THE BENT IS VARIABLE DEPENDING ON THE STRUCTURAL ELEMENT THICKNESS AND SHALL BE ALWAYS >10Ø

>10Ø

KEY PLAN

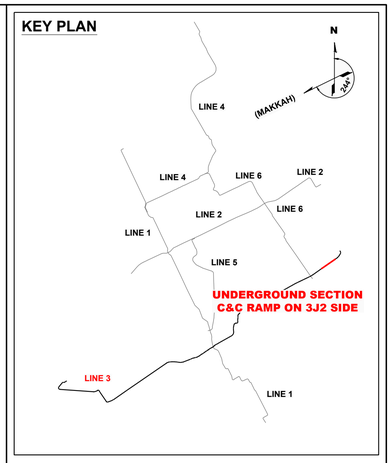

NOTES:

1. DIMENSIONS IN CENTIMETERS
2. REINFORCEMENT BAR NUMBERING IS RELATED TO EACH SEGMENT
3. SECTION NUMBERING IS RELATED TO EACH SEGMENT

REV.	DATE	DESCRIPTION	APP.
P1	01.04.2016	INTRA AND INTER-DISCIPLINARY CHECKS (IDC)	R.R.L.

PROJECT

RIYADH METRO PROJECT

PACKAGE 2

LINE 3

ARRIYADH NEW MOBILITY

ORIGINATOR	CHECK	REVIEW	APPROVAL
M.G.N.	P.P.M.	R.R.L.	

DATE: APRIL 2016

SCALES: A1= 1/50, A3= 1/100 — ORIGINAL SIZE A1 — 0 1.25 2.5m

DRAWING

UNDERGROUND SECTION
90% DETAILED DESIGN
CUT AND COVER RAMP ON 3J2 SIDE
PERMANENT WORKS
CROSS SECTION - REINFORCEMENT

ANM DRAWING NUMBER	REVISION	SHEET
M-ANM-3J1TU2-CTCC-EDR-200034	P1	23 of 24

ALTERNATE DOCUMENT NUMBER	REVISION	SHEET
M-ANM-3J1TU2-CTCC-EDR-200034	P1	23 of 24

SEGMENT 34-35-36

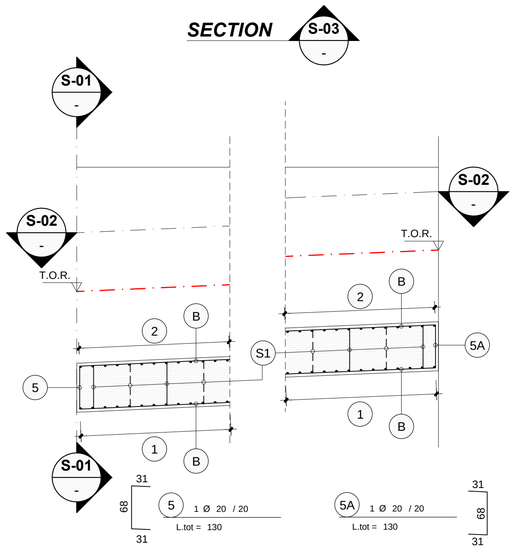

BARS LENGTH PER SEGMENT				
No.		Segment 1	Segment 2	Segment 3
3	Lmin.	192	238	308
	Lmax.	238	292	394
4	Lmin.	192	238	308
	Lmax.	238	292	394

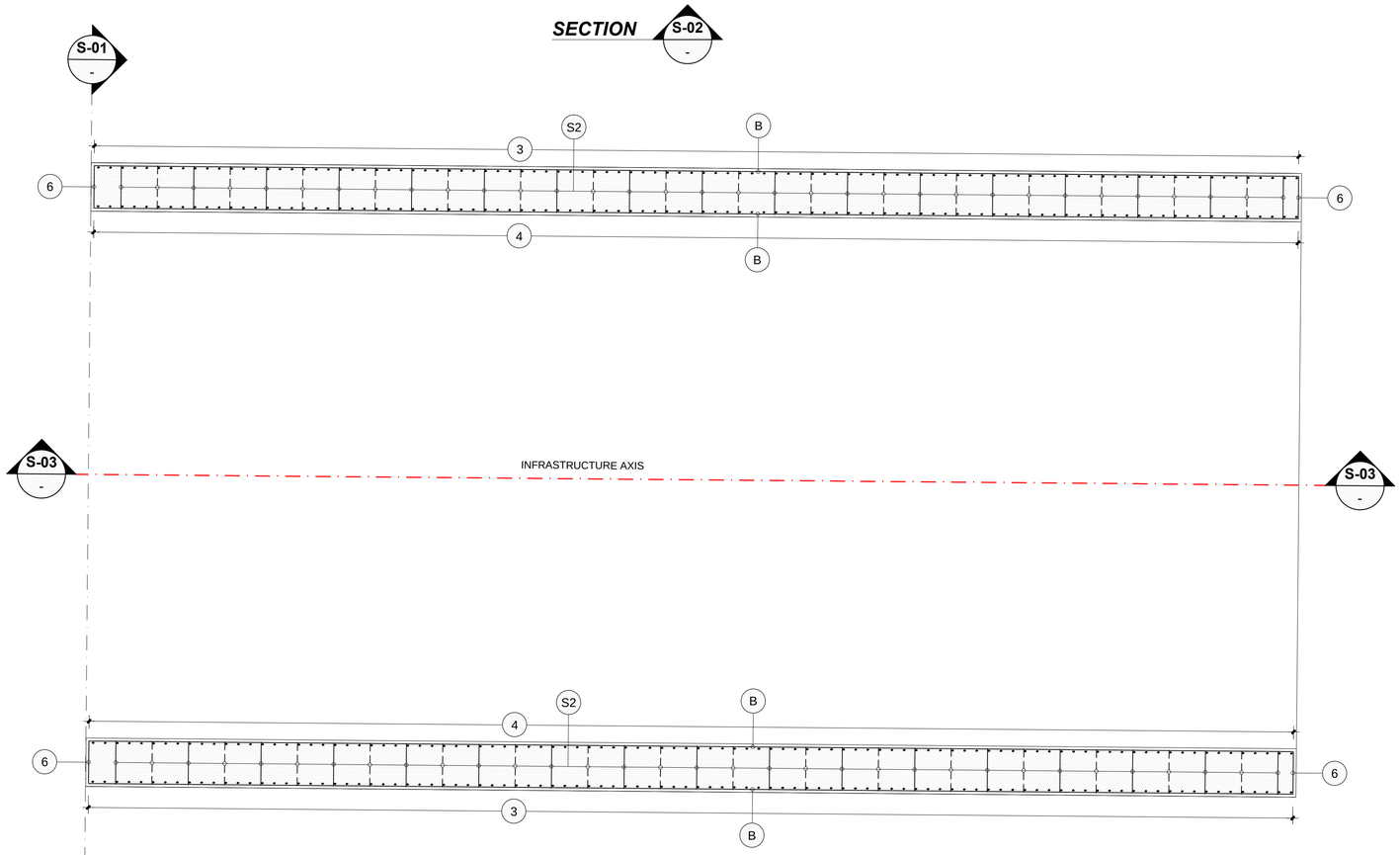

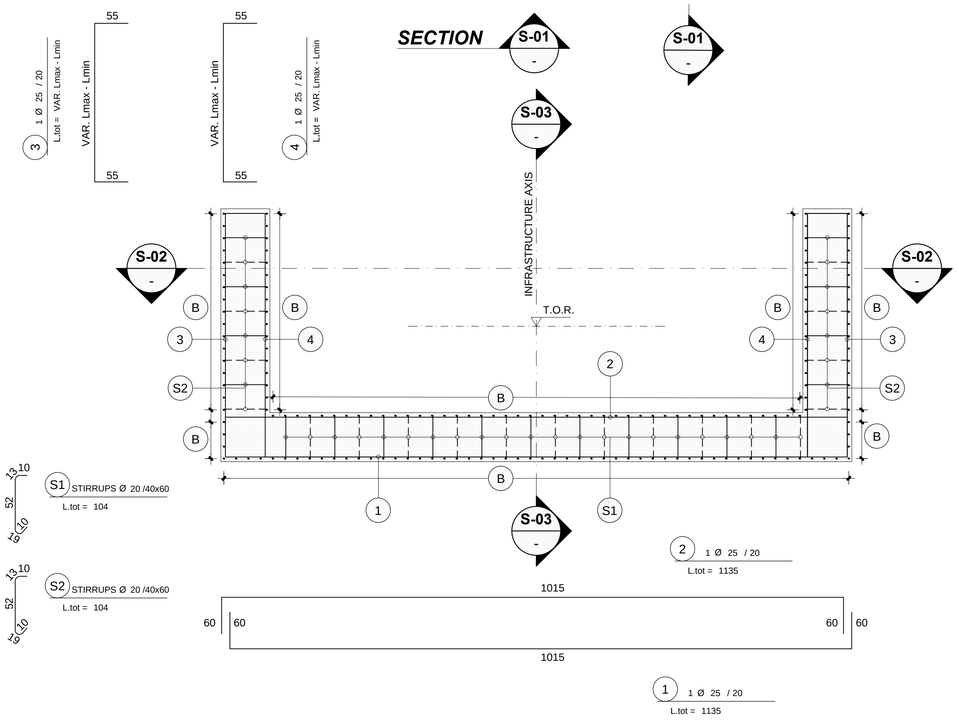

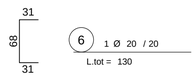

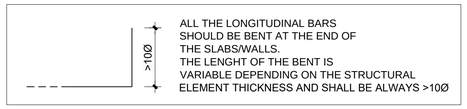

ALL THE LONGITUDINAL BARS SHOULD BE BENT AT THE END OF THE SLABS/WALLS.
THE LENGHT OF THE BENT IS VARIABLE DEPENDING ON THE STRUCTURAL ELEMENT THICKNESS AND SHALL BE ALWAYS >10Ø

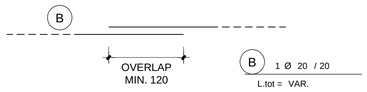

KEY PLAN

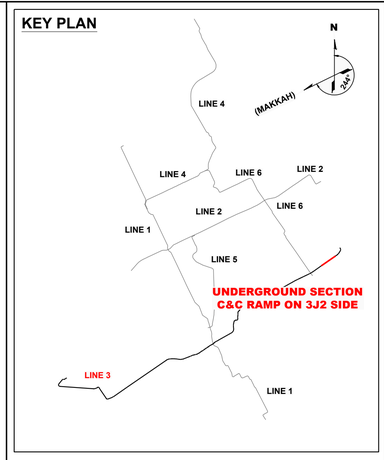

NOTES:

1. DIMENSIONS IN CENTIMETERS
2. REINFORCEMENT BAR NUMBERING IS RELATED TO EACH SEGMENT
3. SECTION NUMBERING IS RELATED TO EACH SEGMENT

REV.	DATE	DESCRIPTION	APP.
P1	01.04.2016	INTRA AND INTER-DISCIPLINARY CHECKS (IDC)	R.R.L.

PROJECT

RIYADH METRO PROJECT

PACKAGE 2

LINE 3

ARRIYADH NEW MOBILITY

ORIGINATOR	CHECK	REVIEW	APPROVAL
M.G.N.	P.P.M.	R.R.L.	

DATE: APRIL 2016

SCALES: A1= 1/50, A3= 1/100 — ORIGINAL SIZE A1

0 1.25 2.5m

DRAWING

UNDERGROUND SECTION
90% DETAILED DESIGN
CUT AND COVER RAMP ON 3J2 SIDE
PERMANENT WORKS
CROSS SECTION - REINFORCEMENT

ANM DRAWING NUMBER	REVISION	SHEET
M-ANM-3J1TU2-CTCC-EDR-200034	P1	24 of 24

ALTERNATE DOCUMENT NUMBER	REVISION	SHEET
M-ANM-3J1TU2-CTCC-EDR-200034	P1	24 of 24